

Hattie Ranking: 252 Influences And Effect Sizes Related To Student Achievement

Posted on [October 27, 2015](#) by [Sebastian Waack](#) — [59 Comments](#) ↓



John Hattie developed a way of synthesizing various influences in different meta-analyses according to their effect size (Cohen's d). In his ground-breaking study "[Visible Learning](#)" he ranked 138 influences that are related to learning outcomes from very positive effects to very negative effects. Hattie found that the average effect size of all the interventions he studied was 0.40. Therefore he decided to judge the success of influences relative to this 'hinge point', in order to find an answer to the question "What works best in education?"

Originally, Hattie studied six areas that contribute to learning: the [student](#), the [home](#), the [school](#), the [curricula](#), the [teacher](#), and [teaching and learning approaches](#). (The updated list also includes the classroom.) But Hattie did not only provide a list of the relative effects of different influences on student achievement. He also tells the story underlying the data. He found that the key to making a difference was making teaching and learning visible. He further explained this story in his book "[Visible learning for teachers](#)".

John Hattie updated his list of 138 effects to 150 effects in [Visible Learning for Teachers \(2011\)](#), and more recently to a list of 195 effects in [The Applicability of Visible Learning to Higher Education \(2015\)](#). His research is now based on nearly 1200 meta-analyses – up from the 800 when Visible Learning came out in 2009. According to Hattie the story underlying the data has hardly changed over time even though some effect sizes were updated and we have some new entries at the top, at the middle, and at the end of the list.

Below you can find an updated version of our [first](#), [second](#) and [third](#) visualization of effect sizes related to student achievement.

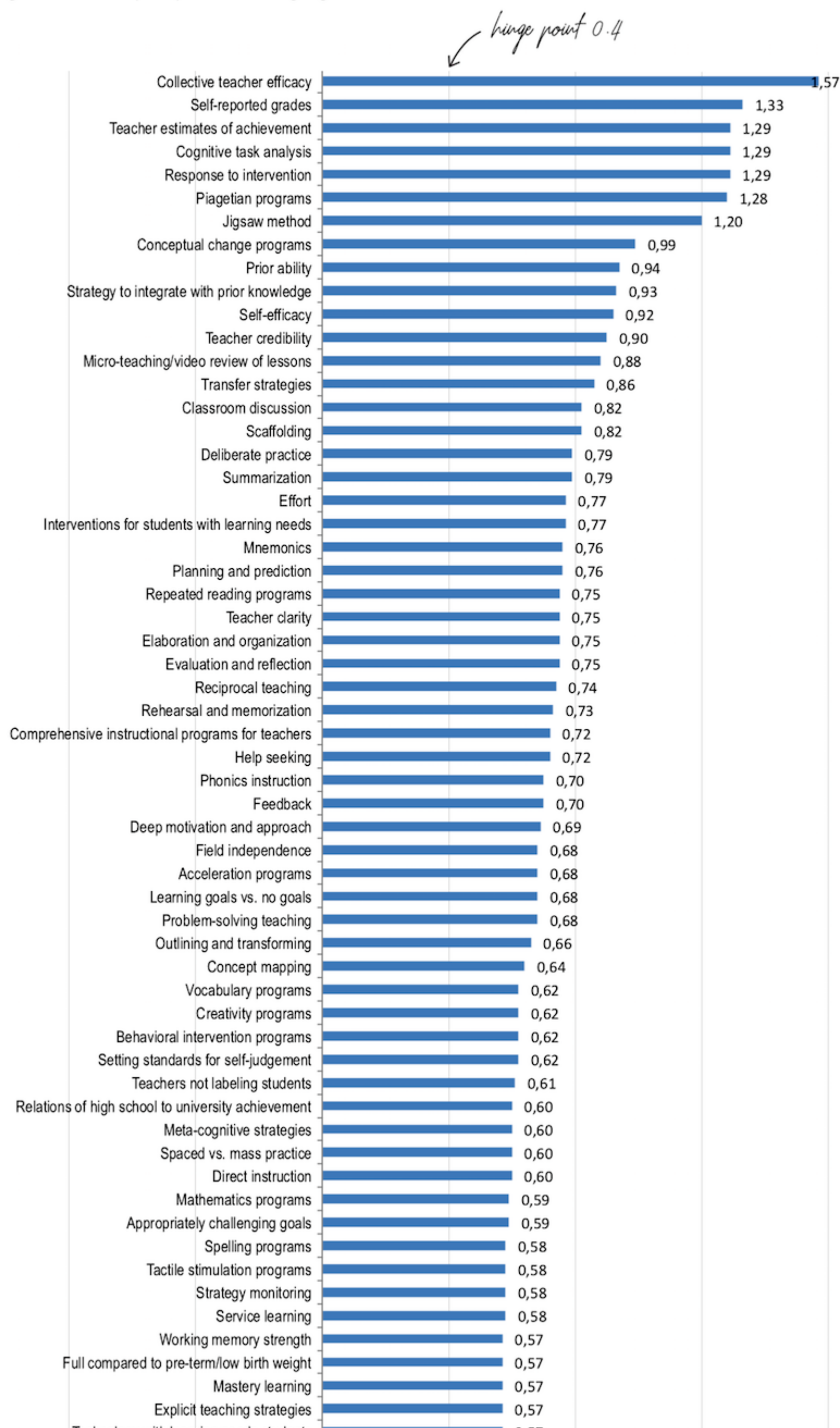
[Order Visible Learning!](#)

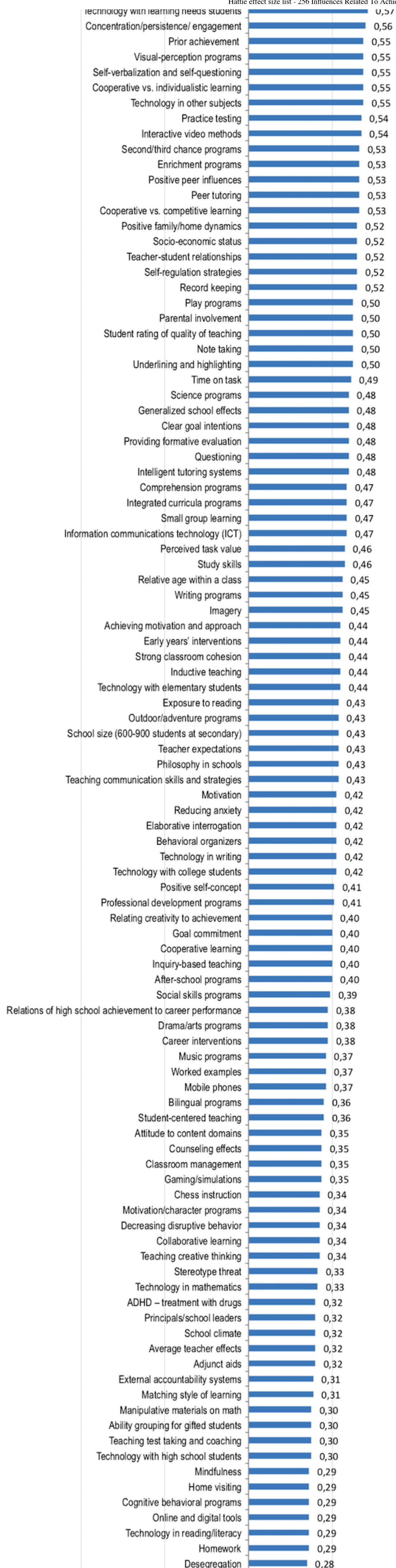
[Order VL For Teachers!](#)

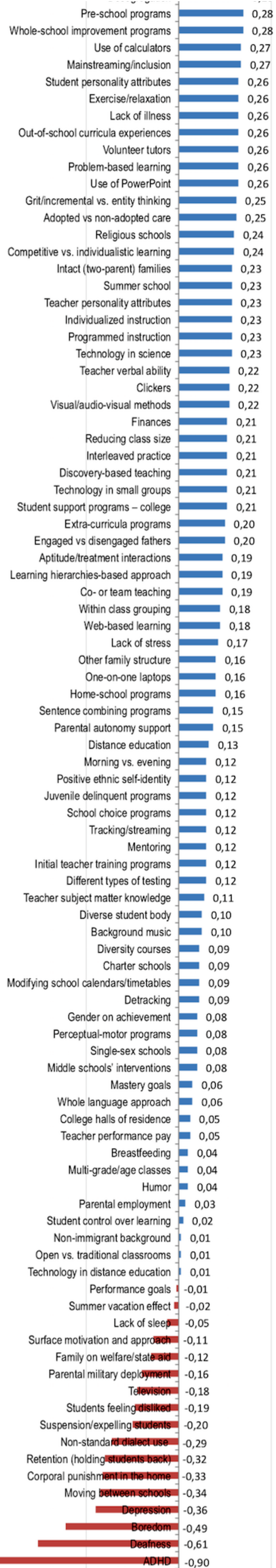
[Image View](#) [Table View](#) [Older Versions](#)

Hattie's 2018 updated list of factors related to student achievement: 252 influences and effect sizes (Cohen's d)

Source: J. Hattie (December 2017) [visiblelearningplus.com](#)
Diagram: S. Waack (2018) [visible-learning.org](#)







Source: www.visiblelearningplus.com/content/250-influences-student-achievement (Retrieved 28 March 2018 / PDF)