

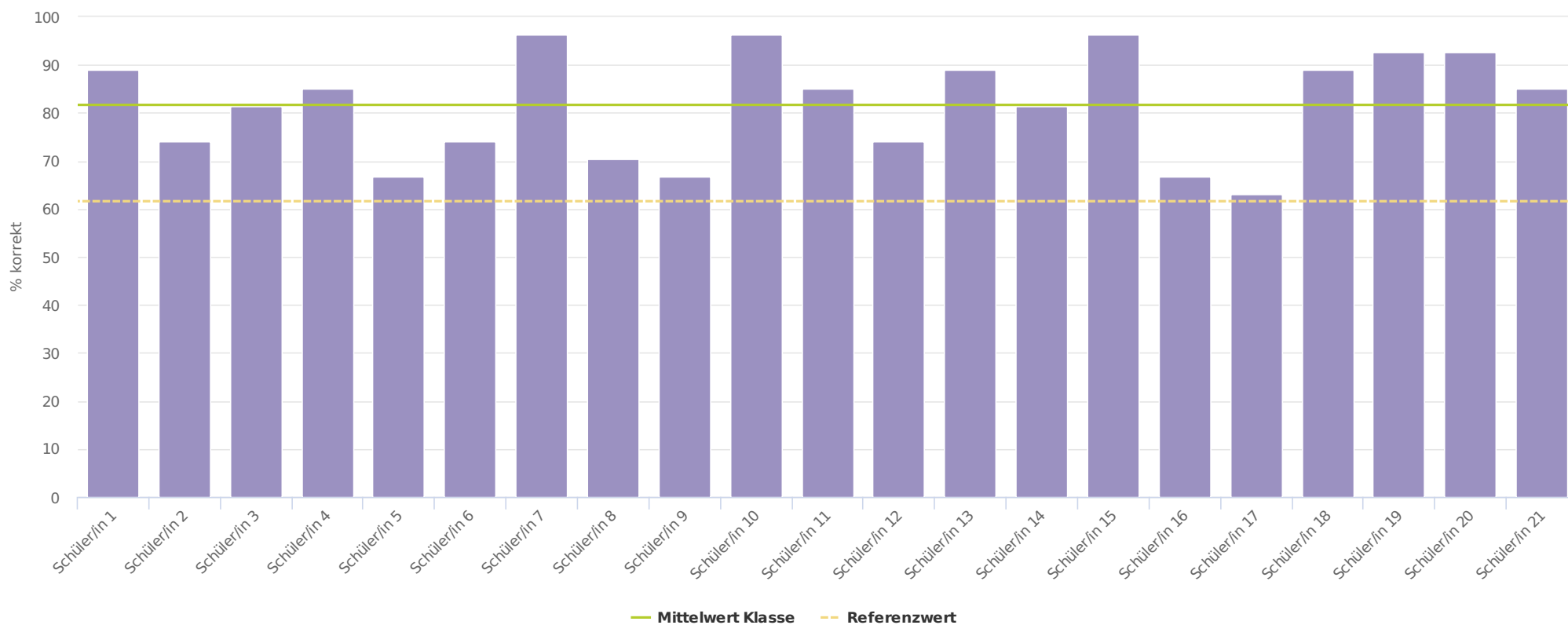
Schüler- Gesamtfeedback

Informelle.
Kompetenz.messung.

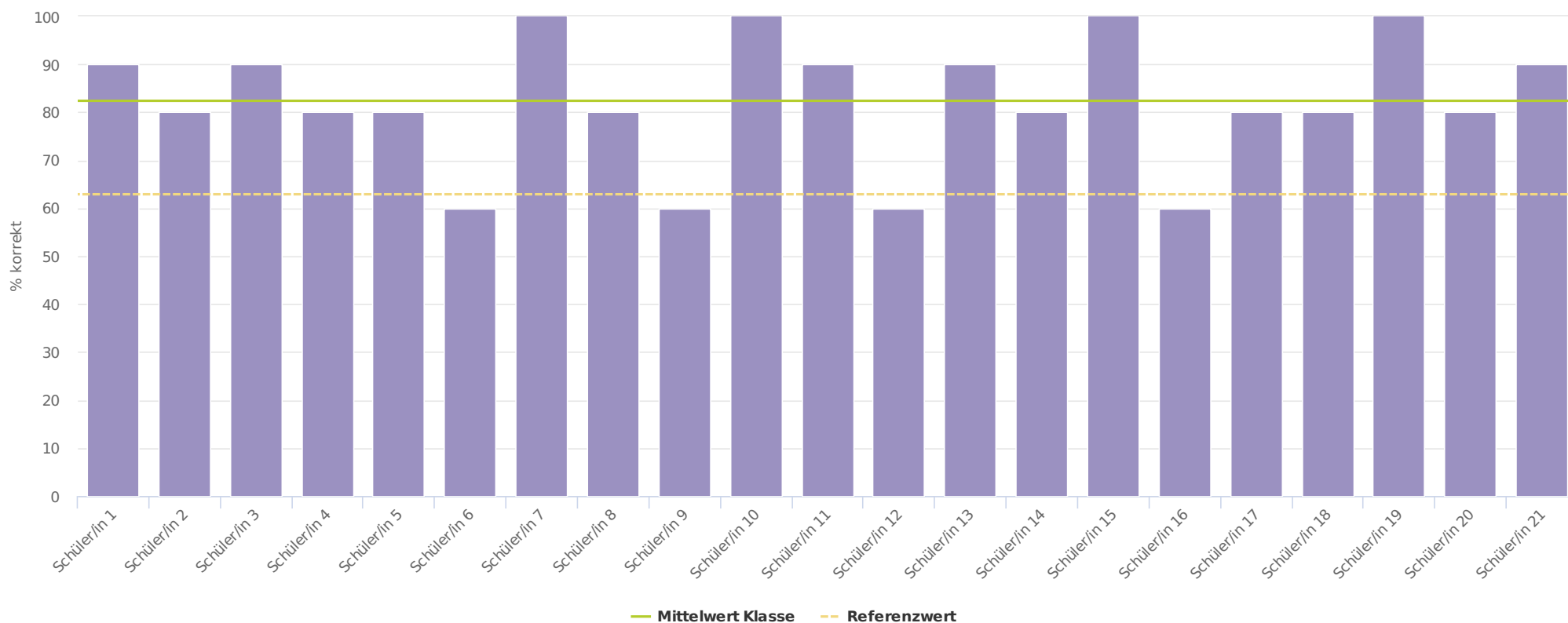
| | |
|-------------------------------|---|
| Sessionname | 3F Listening |
| Schulstufe | Englisch 7 |
| Aufgabenpaket | E Listening Beginn 7. SSt. |
| Eingelöste Schülercodes | 21 |
| Nicht eingelöste Schülercodes | 9 (Schüler/in 22, Schüler/in 23, Schüler/in 24, Schüler/in 25, Schüler/in 26, Schüler/in 27, Schüler/in 28, Schüler/in 29, Schüler/in 30) |
| Nicht angezeigte Schülercodes | - |

Lösungshäufigkeit nach Schülerinnen und Schülern

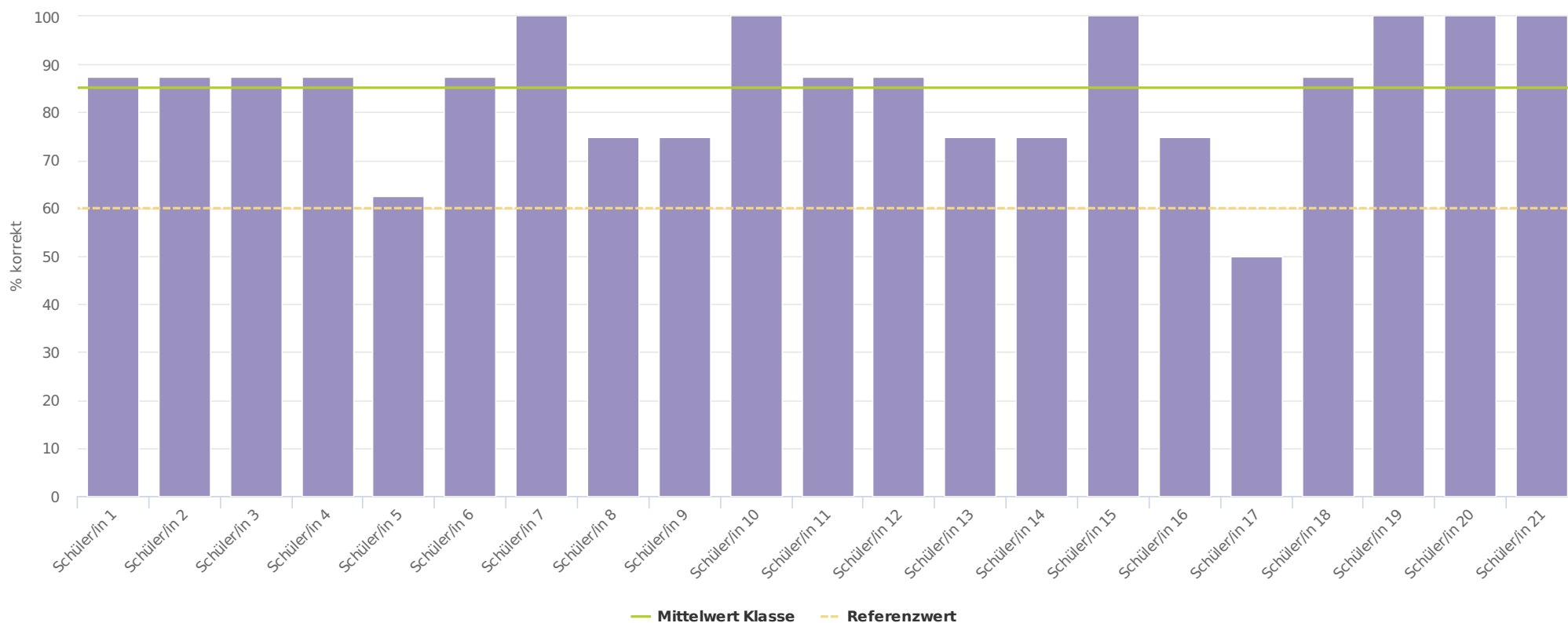
Zum Vergleich: Eine Schülerin/ein Schüler beantwortet durchschnittlich ca. 62% der Aufgaben richtig (siehe Referenzwert).



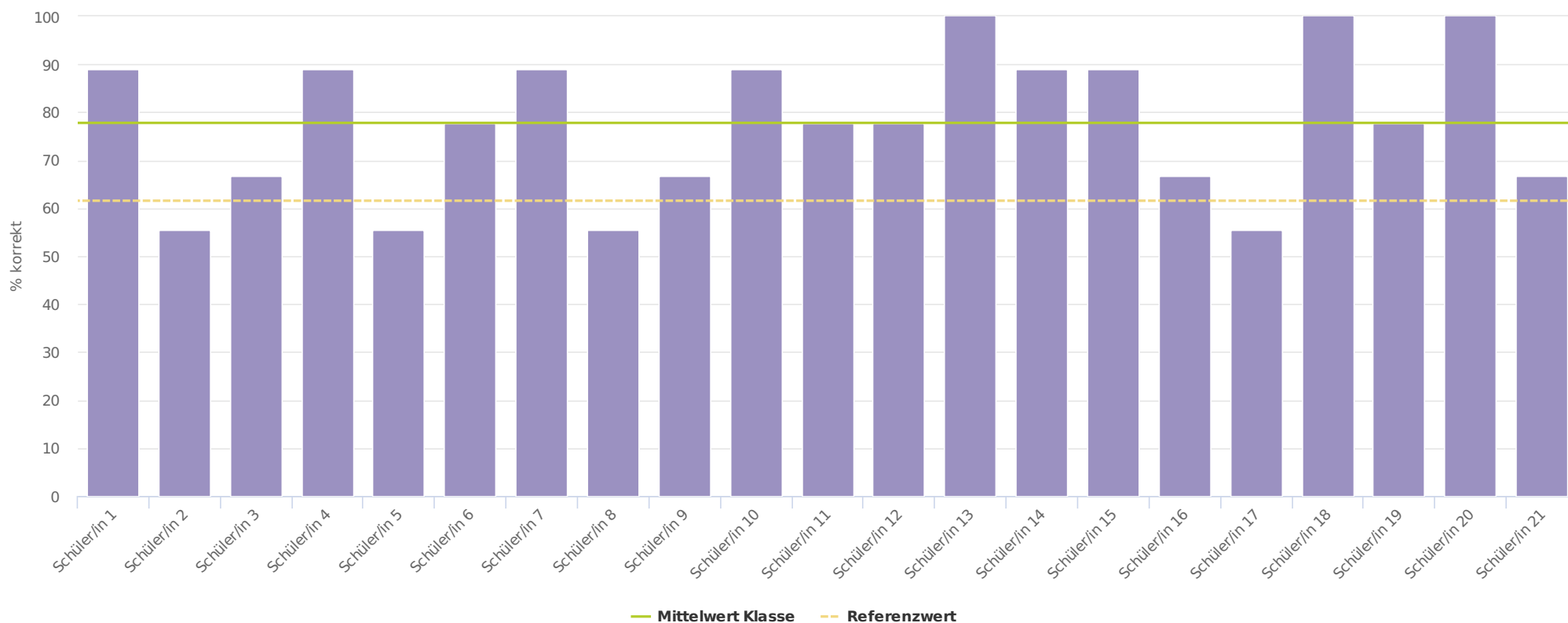
Lösungshäufigkeit: Competence Area Overall Listening Comprehension



Lösungshäufigkeit: Competence Area Implied Meaning Comprehension



Lösungshäufigkeit: Competence Area Detailed Listening Comprehension



Übersicht der Schülerergebnisse

| Aufgabe | | 1 | 2 | 3 | 4a | 4b | 5 | 6 | 7 | 8 | 9 | 10 | 11 | 12 | 13 | 14 | 15 | 16 | 17 | 18 | 19 | 20 | 21 | 22a | 22b | 23 | 24 | 25 | |
|-------------------------------|----------------------------------|-----|----|-----|----|----|----|----|----|----|----|----|----|----|----|----|----|----|----|----|----|----|-----|-----|-----|----|----|-----|--|
| Kompetenz/ Standard | | 3a | 2c | 1a | 3a | 3a | 1a | 1a | 1a | 2c | 3a | 3a | 1a | 3a | 2a | 1a | 2c | 1a | 2c | 3a | 2a | 1a | 2c | 3a | 3a | 2c | 1a | 1a | |
| Anzahl richtiger Antworten | | 21 | 20 | 21 | 14 | 20 | 20 | 19 | 15 | 17 | 9 | 18 | 14 | 15 | 11 | 14 | 17 | 13 | 19 | 17 | 19 | 16 | 21 | 17 | 16 | 19 | 20 | 21 | |
| Klassenwert in % | | 100 | 95 | 100 | 67 | 95 | 95 | 90 | 71 | 81 | 43 | 86 | 67 | 71 | 52 | 67 | 81 | 62 | 90 | 81 | 90 | 76 | 100 | 81 | 76 | 90 | 95 | 100 | |
| Referenzwert in % | | 93 | 89 | 71 | 54 | 78 | 72 | 64 | 60 | 51 | 47 | 46 | 46 | 49 | 28 | 39 | 51 | 54 | 56 | 58 | 63 | 66 | 69 | 70 | 59 | 72 | 74 | 83 | |
| | Anzahl richtiger Antworten | | | | | | | | | | | | | | | | | | | | | | | | | | | | |
| Schüler/in 1 | 24 | ✓ | ✓ | ✓ | ✓ | ✓ | ✓ | ✓ | ✓ | ✗ | ✓ | ✓ | ✓ | ✓ | ✓ | ✗ | ✓ | ✓ | ✓ | ✓ | ✓ | ✓ | ✓ | ✗ | ✓ | ✓ | ✓ | ✓ | |
| Schüler/in 2 | 20 | ✓ | ✓ | ✓ | ✗ | ✓ | ✓ | ✓ | ✓ | ✓ | ✓ | ✗ | ✓ | ✓ | ✗ | ✗ | ✓ | ✗ | ✓ | ✓ | ✓ | ✓ | ✓ | ✗ | ✗ | ✓ | ✓ | ✓ | |
| Schüler/in 3 | 22 | ✓ | ✓ | ✓ | ✓ | ✓ | ✓ | ✓ | ✓ | ✓ | ✗ | ✓ | ✓ | ✓ | ✗ | ✓ | ✓ | ✓ | ✓ | ✗ | ✓ | ✗ | ✓ | ✗ | ✓ | ✓ | ✓ | ✓ | |
| Schüler/in 4 | 23 | ✓ | ✓ | ✓ | ✓ | ✓ | ✓ | ✓ | ✗ | ✓ | ✗ | ✓ | ✗ | ✓ | ✓ | ✓ | ✓ | ✓ | ✗ | ✓ | ✓ | ✓ | ✓ | ✓ | ✓ | ✓ | ✓ | ✓ | |
| Schüler/in 5 | 18 | ✓ | ✓ | ✓ | ✗ | ✓ | ✓ | ✓ | ✓ | ✗ | - | ✗ | ✓ | ✓ | ✗ | ✗ | ✗ | ✗ | ✓ | ✗ | ✓ | ✓ | ✓ | ✓ | ✓ | ✓ | ✓ | ✓ | |
| Schüler/in 6 | 20 | ✓ | ✓ | ✓ | ✓ | ✓ | ✓ | ✓ | ✓ | ✓ | ✗ | ✓ | ✗ | ✗ | ✗ | ✗ | ✓ | ✗ | ✓ | ✓ | ✓ | ✗ | ✓ | ✓ | ✓ | ✓ | ✓ | ✓ | |
| Schüler/in 7 | 26 | ✓ | ✓ | ✓ | ✓ | ✓ | ✓ | ✓ | ✓ | ✓ | ✗ | ✓ | ✓ | ✓ | ✓ | ✓ | ✓ | ✓ | ✓ | ✓ | ✓ | ✓ | ✓ | ✓ | ✓ | ✓ | ✓ | ✓ | |
| Schüler/in 8 | 19 | ✓ | ✓ | ✓ | ✗ | ✓ | ✓ | ✓ | ✗ | ✓ | ✗ | ✓ | ✗ | ✗ | ✗ | ✓ | ✓ | ✓ | ✓ | ✓ | ✓ | - | ✓ | ✓ | ✓ | ✗ | ✓ | ✓ | |
| Schüler/in 9 | 18 | ✓ | ✓ | ✓ | ✗ | ✓ | ✓ | ✓ | ✗ | ✓ | ✓ | ✓ | ✗ | ✗ | ✓ | ✓ | ✗ | ✗ | ✓ | ✓ | ✓ | ✓ | ✗ | ✓ | ✓ | ✗ | ✗ | ✓ | |
| Schüler/in 10 | 26 | ✓ | ✓ | ✓ | ✓ | ✓ | ✓ | ✓ | ✓ | ✓ | ✗ | ✓ | ✓ | ✓ | ✓ | ✓ | ✓ | ✓ | ✓ | ✓ | ✓ | ✓ | ✓ | ✓ | ✓ | ✓ | ✓ | ✓ | |
| Schüler/in 11 | 23 | ✓ | ✓ | ✓ | ✗ | ✓ | ✓ | ✓ | ✓ | ✓ | ✗ | ✓ | ✓ | ✓ | ✓ | ✓ | ✓ | ✗ | ✗ | ✓ | ✓ | ✓ | ✓ | ✓ | ✓ | ✓ | ✓ | ✓ | |
| Schüler/in 12 | 20 | ✓ | ✓ | ✓ | ✓ | ✓ | ✓ | ✓ | ✓ | ✗ | ✗ | ✓ | ✗ | ✗ | ✓ | ✗ | ✓ | ✓ | ✓ | ✓ | ✓ | ✓ | ✗ | ✓ | ✓ | ✓ | ✓ | ✗ | |
| Schüler/in 13 | 24 | ✓ | ✓ | ✓ | ✓ | ✓ | ✓ | ✓ | ✓ | ✓ | ✓ | ✓ | ✓ | ✓ | ✗ | ✓ | ✗ | ✗ | ✓ | ✓ | ✓ | ✓ | ✓ | ✓ | ✓ | ✓ | ✓ | ✓ | |
| Schüler/in 14 | 22 | ✓ | ✓ | ✓ | ✓ | ✓ | ✓ | ✓ | ✓ | ✓ | ✗ | ✓ | ✗ | ✓ | ✗ | ✓ | ✓ | ✗ | ✓ | ✓ | ✓ | ✗ | ✓ | ✓ | ✓ | ✓ | ✓ | ✓ | |
| Schüler/in 15 | 26 | ✓ | ✓ | ✓ | ✓ | ✓ | ✓ | ✓ | ✓ | ✓ | ✗ | ✓ | ✓ | ✓ | ✓ | ✓ | ✓ | ✓ | ✓ | ✓ | ✓ | ✓ | ✓ | ✓ | ✓ | ✓ | ✓ | ✓ | |

| Aufgabe | | 1 | 2 | 3 | 4a | 4b | 5 | 6 | 7 | 8 | 9 | 10 | 11 | 12 | 13 | 14 | 15 | 16 | 17 | 18 | 19 | 20 | 21 | 22a | 22b | 23 | 24 | 25 | |
|-------------------------------|----------------------------------|-----|----|-----|----|----|----|----|----|----|----|----|----|----|----|----|----|----|----|----|----|----|-----|-----|-----|----|----|-----|---|
| Kompetenz/ Standard | | 3a | 2c | 1a | 3a | 3a | 1a | 1a | 1a | 2c | 3a | 3a | 1a | 3a | 2a | 1a | 2c | 1a | 2c | 3a | 2a | 1a | 2c | 3a | 3a | 2c | 1a | 1a | |
| Anzahl richtiger Antworten | | 21 | 20 | 21 | 14 | 20 | 20 | 19 | 15 | 17 | 9 | 18 | 14 | 15 | 11 | 14 | 17 | 13 | 19 | 17 | 19 | 16 | 21 | 17 | 16 | 19 | 20 | 21 | |
| Klassenwert in % | | 100 | 95 | 100 | 67 | 95 | 95 | 90 | 71 | 81 | 43 | 86 | 67 | 71 | 52 | 67 | 81 | 62 | 90 | 81 | 90 | 76 | 100 | 81 | 76 | 90 | 95 | 100 | |
| Referenzwert in % | | 93 | 89 | 71 | 54 | 78 | 72 | 64 | 60 | 51 | 47 | 46 | 46 | 49 | 28 | 39 | 51 | 54 | 56 | 58 | 63 | 66 | 69 | 70 | 59 | 72 | 74 | 83 | |
| | Anzahl richtiger Antworten | | | | | | | | | | | | | | | | | | | | | | | | | | | | |
| Schüler/in 16 | 18 | ✓ | - | ✓ | ✗ | ✓ | ✓ | ✗ | ✓ | ✓ | ✓ | ✓ | ✗ | ✗ | ✗ | ✓ | ✓ | ✗ | ✓ | ✓ | ✓ | ✗ | ✓ | ✓ | ✗ | ✓ | ✓ | ✓ | ✓ |
| Schüler/in 17 | 17 | ✓ | ✓ | ✓ | ✓ | ✓ | ✓ | ✓ | ✗ | ✗ | ✓ | - | ✓ | ✓ | ✗ | ✗ | ✗ | ✓ | ✓ | - | ✓ | ✓ | ✓ | ✗ | ✗ | ✗ | ✓ | ✓ | |
| Schüler/in 18 | 24 | ✓ | ✓ | ✓ | ✓ | ✓ | ✓ | ✗ | ✗ | ✓ | ✓ | ✓ | ✓ | ✓ | ✗ | ✓ | ✓ | ✓ | ✓ | ✓ | ✓ | ✓ | ✓ | ✓ | ✓ | ✓ | ✓ | ✓ | ✓ |
| Schüler/in 19 | 25 | ✓ | ✓ | ✓ | ✓ | ✗ | ✓ | ✓ | ✓ | ✓ | ✓ | ✓ | ✓ | ✗ | ✓ | ✓ | ✓ | ✓ | ✓ | ✓ | ✓ | ✓ | ✓ | ✓ | ✓ | ✓ | ✓ | ✓ | ✓ |
| Schüler/in 20 | 25 | ✓ | ✓ | ✓ | ✓ | ✓ | ✗ | ✓ | ✗ | ✓ | ✓ | ✓ | ✓ | ✓ | ✓ | ✓ | ✓ | ✓ | ✓ | ✓ | ✓ | ✓ | ✓ | ✓ | ✓ | ✓ | ✓ | ✓ | ✓ |
| Schüler/in 21 | 23 | ✓ | ✓ | ✓ | ✗ | ✓ | ✓ | ✓ | ✓ | ✓ | ✗ | ✓ | ✓ | ✓ | ✓ | ✗ | ✓ | ✓ | ✓ | ✗ | ✓ | ✓ | ✓ | ✓ | ✓ | ✓ | ✓ | ✓ | ✓ |