

_____ 's

First Reading Diary



by Elisabeth Pölzleitner
and Laura Bergmann

Impressum:

Elisabeth Pölzleitner und Laura Bergmann

Kontakt: creative.languageteachers@gmail.com

© Elisabeth Pölzleitner und Laura Bergmann

Kids who read succeed

Die Forschung zeigt uns ganz klar, dass Lesen schlau macht. Unser Gehirn ist wie ein Muskel. Wenn wir es gut trainieren und gut füttern, wächst es und wir werden richtig schlau. Schon nach 2-3 Monaten Englischunterricht bist du auch in Englisch bereit Bücher zu lesen. Anfangs werden es



Bilderbücher sein, später dann Kinder- und Jugendbücher auf Englisch. Du brauchst nicht jedes Wort verstehen – versuche aus den Bildern, dem Kontext und deinem Wissen von der Welt möglichst viel zu verstehen und unbekannte Wörter zu erraten.

Viel Spaß beim Lesen – und vergiss nicht: „Kids who read succeed“ – oder auf Deutsch „Lesen macht schlau und erfolgreich“

Tips for my book chats





Here are some phrases that can help you to talk about your book.

The main character
(Hauptfigur)
wants to.....


This book is
about a

My favorite
part is when

My favorite
picture is on
page You
can see....

The boy / the girl is 
happy /  sad / 
angry /  surprised,

 I like the
book because
....

 I don't like
(this character)
because...

English books that I have read

Step 1: Color the plants and the 3 shelves.

Step 2: Each time you have read an English book, color one of the books in these shelves and write its title on the back of the book.



My first English Book

TITLE: _____

Author: _____

Draw a picture about the story here.

Label the picture. Name as many things as possible.

Tip: You can find the words in your book.



My Opinion

Do you like the book? yes no

How many stars do you give the book (color the stars)



My favorite sentence from the book is

My favorite character (person or animal) in the book is

What can you say about this character?

My second book

TITLE: _____

Author: _____

Character Portrait:

Draw a picture of the main character (person or animal) in your book.



What do you know about this character?

Write as much as possible: (age, family, friends, likes, dislikes, hobbies, ...)

Tip: Don't forget the **s** (he likes, she doesn't like, it lives in...)

My Opinion

Do you like the book? yes no

How many stars do you give the book (color the stars)



My favourite sentence from the book is

My favorite character (person or animal) in the book is

What can you say about this character?

What happens in the book?

First _____

Then _____

After that _____

In the end _____

My third book

TITLE: _____

Author: _____

Word grid:

Choose **9 important words/phrases** from your story and write them in the grid.

Then use **two colors**. Mark all the boxes with “**happy words**” in a light, friendly color. Mark the boxes with “**sad or angry words**” in a darker color. Explain to your teacher why you think these words are happy or sad for you.

My fourth book


TITLE: _____

Author: _____

What are they doing?




What are the characters in your book doing? Draw 5 quick sketches into the photo frames. Then write a sentence for each photo.

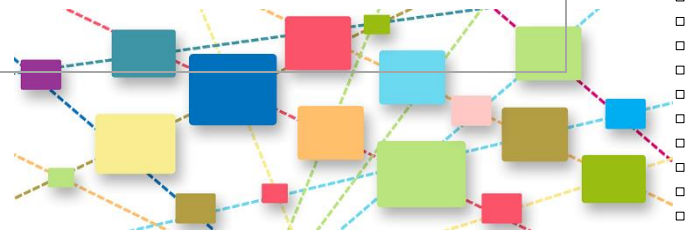
Example: In picture 1 Alice is riding her bike to school.



My opinion about this story and its characters

What do you think of the characters (people or animals) in this story. How do you like them?

My favorite character(s):	
I like him / her/ them because...	
These characters are ok:	
My least favorite character(s):	
I don't like him/ her/ them because...	



Making connections

Most good stories deal with real world problems.
What does this story remind you of?

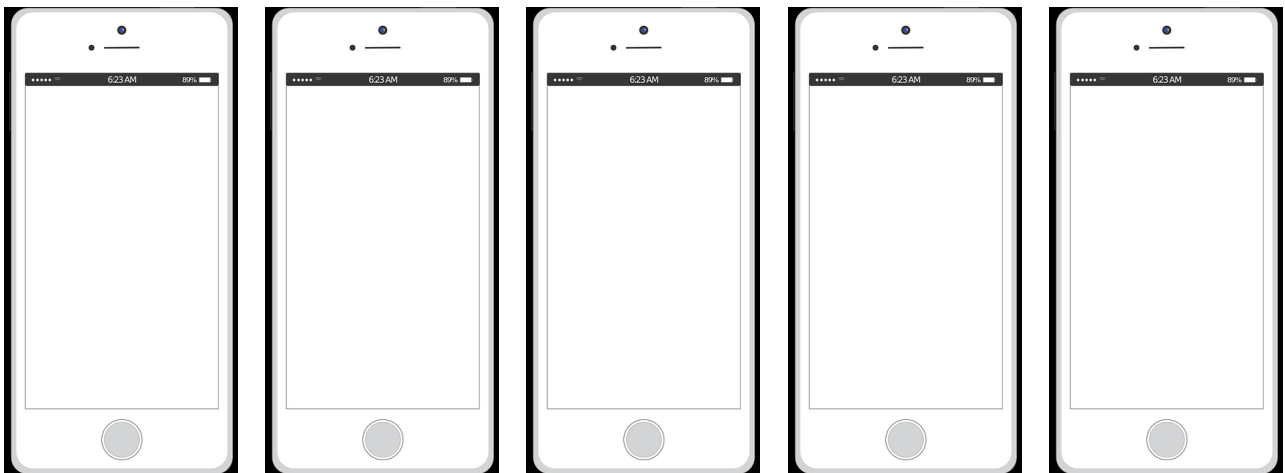
My fifth book

TITLE: _____

Author: _____

My book on social media

Imagine the main character of your book was on social media. Draw 5 quick sketches of important events from your book that he/she would post online.



Then sum up the story **in the past tense**.

The following words will help you:

First..// Then // On the next day // Some time later// Finally..

My seventh book

TITLE: _____

Author: _____



Asking good questions

Write **10 intelligent questions** about the story that you have read.

Be prepared to answer your questions in the book chat with your teacher. The first two questions have been done for you.

What is’s main problem?

How did he/she solve it?

Who...

Who else...

Where...

Why...

...

...

...

...

Problems and Solutions

Learning to solve problems will make you successful in life. What can you learn from this story?



What was the problem?

How did they solve it?

What other ways of solving the problem can you think of?

Can you think of a similar problem that you have had or heard of?

My eighth book

TITLE: _____

Author: _____

Have you ever...?

After reading your book ask yourself if you have ever been in any similar situations
or if you have ever been in a similar place
or if you know anybody who has been in a similar situation
or place

<p>Example: In my book the main character had a fight with his friend. I have also had a fight with my best friend.</p>	<p><input checked="" type="checkbox"/> YES <input type="checkbox"/> NO</p> <p>It was last year, when we were...</p>
<p><input checked="" type="checkbox"/> YES</p>	<p>It was...</p>
<p><input type="checkbox"/> NO , I have never...</p>	<p>...but if I (was, had, came, saw...) I would...</p>



What if?

Picture these in your mind and describe what would happen if ...

What would happen **if** your main character **had** a superpower?

What would happen **if** the main character of your story **came** to our school / our class?

What would happen **if** this story **was** set in another time (in the past or in the future)?

My ninth book

TITLE: _____

Author: _____



The Lottery Winner

Imagine this: One of the characters in your book has just won a voucher of 1000 € in the lottery. The money cannot be cashed in – but your character can buy anything they want for himself/herself or for anyone else.

What would they buy?

Add simple drawings and price tags.



Letter to a friend

Imagine this: You are the main character in the story and you have not seen your best friend for a while. You want to inform your friend about the recent events in your life. Maybe you also want to ask for advice?

Write a nice, long letter. Don't forget: Your friend has no clue about your situation and what has recently been going on in your life.

Write your letter on a separate sheet. Ask your teacher for an envelope and glue it in here.

Start like this:

Dear

I haven't seen you for a long time and I have lots of news to tell you.



My tenth book


TITLE: _____

Author: _____

Ups and downs in life

Choose **five to seven important moments** in your main character's life. Write short notes about these events into the gray area of the table. Then decide how the character was feeling at these moments and draw appropriate smileys.

Draw a line through all these smileys to show the character's emotional ups and downs in life.



😊							
😊							
😐							
😞							

My eleventh book

TITLE: _____

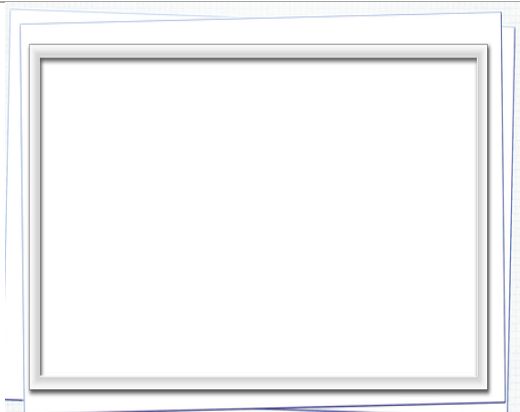
Author: _____

Blog pictures

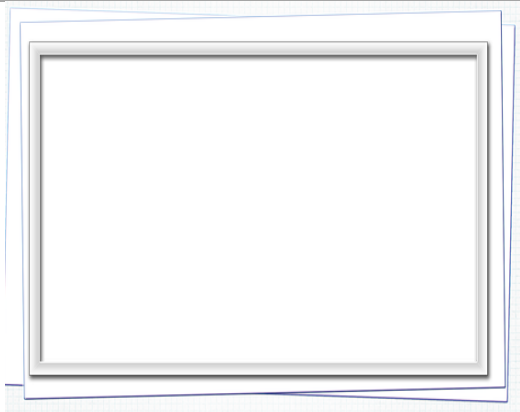
Choose three very important moments in the book. Imagine someone had taken photos at these moments and the main character writes about them in a blog. Draw these pictures and write down who is who and what happened.



In this photo ...



Here you can see...



In this picture...

Agree or Disagree?



In your story the characters had to take several decisions.

Do you agree with them?

What would you have done in these situations?

Explain why.



My character decided to	Yes , I would have done the same. Yes , I would also have because No , I would have instead, because

My twelfth book

TITLE: _____

Author: _____

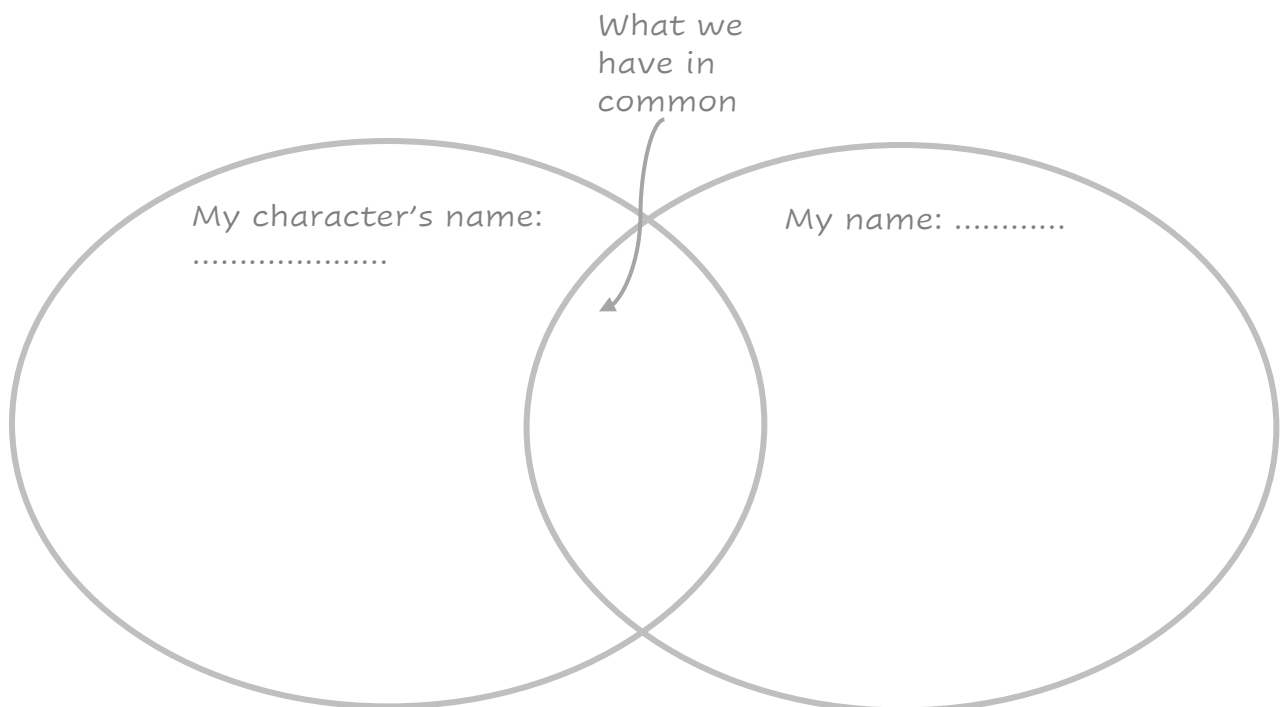
Same or different?

Your favorite character and YOU
What do you have in common?
What are the differences?

Draw a portrait of your character and of yourself.



My character: That's me:



Giving good advice



It is always easier to see good solutions if you are not involved yourself.

Think of your main character's situation and problems.

What advice could you give him/her?

What should he/she do?

What should he/she not do?

I think you should...

If I were you, I would....

I think you should not...

I think you ...

Don't

My thirteenth book

TITLE: _____

Author: _____

Good readers imagine how things look, sound, feel, smell and taste.

Choose one important thing from your story and draw it. Then describe it as if you were selling it on Etsy.com (or any other online sales platform).

What is it?

What is it used for?










What is it made of?

What is special about it?

Who would like to have this item?

How did you feel about the events in the story?

Page: What happened?	How I felt about it and why?

happy 	surprised 	bored 
satisfied 	puzzled 	worried 
sad 	shocked 	angry 

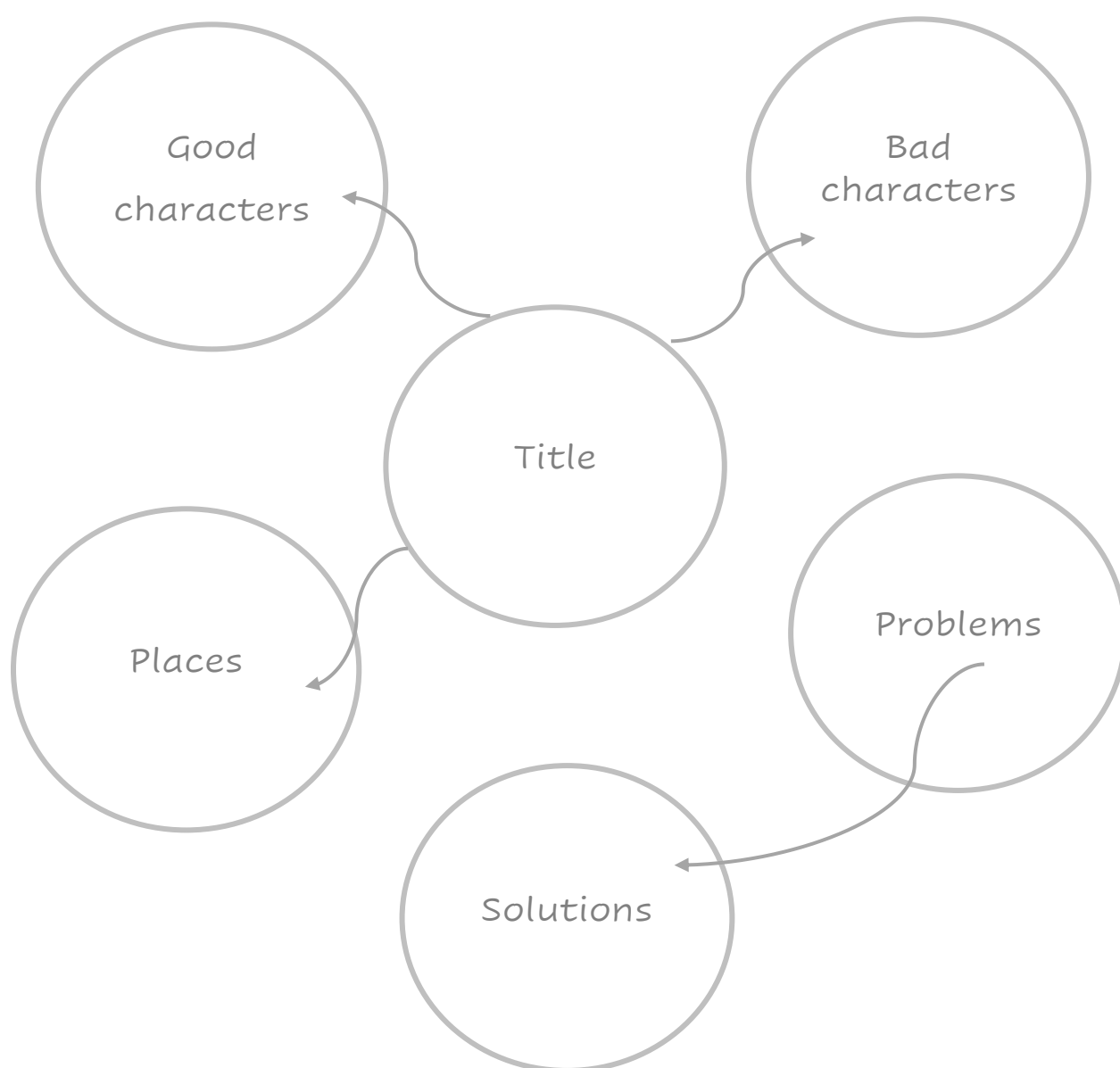
My fourteenth book

TITLE: _____

Author: _____

Mindmap

What is this story about? Complete the mindmap. Add as many words as possible.


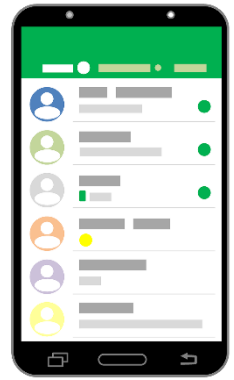


Good guys and bad guys

Choose one of the good or bad characters from your story and write a WhatsApp message to one of them.

What do you want to tell them? Be specific. Do you want to help them and show your understanding.

Or do you want to criticize their behavior and tell them off?




My fifteenth book

TITLE: _____

Author: _____

Your character's secret thoughts

Put yourself in your main character's shoes. What thoughts are going through his/her mind?



What's next?

Your character's life is not over. How will the story continue? What will your character experience next?

Write the **next chapter** in your character's life.

A large rectangular writing area with a hand-drawn border. It contains 20 horizontal lines for writing, spaced evenly down the page.

My sixteenth book

TITLE: _____

Author: _____

In the previous 15 entries you have tried lots of different tasks. Now you can choose your own. What would you like to do for this book? Be creative – show what you know and what you think about the book. If you need help, ask your teacher for some ideas.

A large rectangular box with a hand-drawn border, containing 15 horizontal lines for writing.



A large rectangular area with a thick grey border, containing 20 horizontal lines for writing.

Congratulations!!! Smart kid !!!

You have read 16 English books.
Your brain has grown super strong.



Keep reading even more cool books.

Abbildungsverzeichnis

Cover page: Illustration Elisabeth Pölzleitner

Page 0: <https://pixabay.com/illustrations/fantasy-dream-astronaut-night-1077863/>

und Illustration: Elisabeth Pölzleitner

Page 2: Illustration: Elisabeth Pölzleitner

Page 3: I <https://pixabay.com/vectors/label-tag-marker-tab-153963/> by opencilpart-vectors-30363

Page 5 <https://pixabay.com/de/vectors/foto-rahmen-unbekannt-person-37288/>

Page 7 : <https://pixabay.com/de/vectors/kegel-lebensmittel-eis-sommer-s%c3%bc%c3%9f-313944/>

Page 9: <https://pixabay.com/de/illustrations/leere-bilderrahmen-2023679>

Page 10: <https://pixabay.com/de/illustrations/mockup-digitalisierung-vernetzung-3758375/>

Page 11: <https://pixabay.com/de/vectors/ich-telefoniere-smartphone-apfel-1228311/>

Page 12: <https://pixabay.com/de/illustrations/rahmen-bilderrahmen-1712999/>

Page 13: <https://pixabay.com/photos/lemur-animal-ape-wildlife-zoo-5161854/>

Page 15: <https://pixabay.com/de/photos/fragezeichen-symbol-charakter-2309040/>

Page 16: <https://pixabay.com/photos/question-mark-symbol-icon-character-2309040/> by Peggy-Marco

Page 17: <https://pixabay.com/photos/problem-solution-help-support-2731501/>

Lupe : <https://pixabay.com/de/vectors/lupe-lupe-glas-glas-vergr%c3%b6%c3%9fern-189254/>

checkmarks : <https://pixabay.com/illustrations/yes-no-opportunity-checklist-box-2167843/>

Page 19: <https://pixabay.com/de/illustrations/gewinner-beste-erfolg-preis-5257940/>

Page 19: <https://pixabay.com/de/photos/etikett-design-metall-seil-schnur-654697/>

Page 20 : <https://pixabay.com/de/illustrations/e-mail-botschaft-email-1454733/>

Page 21 : Illustration : Elisabeth Pölzleitner
<https://pixabay.com/de/photos/etikett-design-metall-seil-schnur-654697/>

Page 22 : <https://pixabay.com/de/vectors/veranstalter-tagebuch-buchen-155952/>

Page 23: <https://pixabay.com/de/illustrations/rahmen-bilderrahmen-1712999/>

Page 24 : <https://pixabay.com/de/illustrations/entscheidung-frage-antwort-waage-1013752/>

Page 24 : <https://pixabay.com/de/illustrations/weg-kreuzung-richtung-abzweigung-1019745/>

Page 26 : <https://pixabay.com/de/vectors/dialog-trinkgeld-beratung-hinweis-148815/>

Page 28 : all faces :
<https://pixabay.com/de/vectors/ver%C3%A4rgert-gesicht-emoticon-33059/>

Page 30: <https://pixabay.com/de/illustrations/whatsapp-plaudern-botschaft-handy-3012138/>

Page 31 : <https://pixabay.com/de/illustrations/fragezeichen-%c3%bcberlegen-denken-frage-2318030/>

Page 35 : <https://pixabay.com/de/vectors/gehirn-organ-muskel-karosserie-5532459/>