


\_\_\_\_\_ 's  
Me-Book



by Elisabeth Pölzleitner

**Impressum:**

Elisabeth Pölzleitner

Kontakt: **[creative.languageteachers@gmail.com](mailto:creative.languageteachers@gmail.com)**

© Elisabeth Pölzleitner


# TABLE OF CONTENTS

My English Words.....	2+3
That's Me.....	4+5
My Languages.....	6
My Friends .....	7
My Family.....	8+9
Timeline: Our Daily Routines.....	10+11
Our Daily Routines.....	12+13
My Room .....	14+15
My Dream House.....	16-17
Our Perfect School Cafeteria.....	18+19
My Holidays.....	20+21
My Fantasy Animal.....	22-25
My Time Capsule.....	26-27
Great Kids Contest .....	28-29
Clothes: What's your style? .....	30-31
English outside of School .....	32-33

All pictures: creative commons: pixabay or private pics.

# My English Words

Collect English words (in newspapers, on labels and glue them in here – you can also write down words you know)




# My English Words

Keep collecting English words and glue them here

# That's Me

Make a page about yourself here: Add pictures, drawings...



# That's Me

Write about yourself


name / age /  
country / city  
/languages


Tips: hobbies /  
sports /  
freetime/ school


Tips: likes / dislikes /  
favourites  
(e.g. food / colours/  
animals)

# My Language Portrait

What languages do you speak?

Where are they in your body?

Choose a color for every language and draw it into your body. Label the language.



# My Friends

My best friend


name / age /  
country / city  
/languages / likes /  
favourites

Another good friend



name / age /  
country / city  
/languages / likes /  
favourites

Another friend


name / age /  
country / city  
/languages / likes /  
favourites

# My Family

Make a page about your family here: pictures, drawings...



# My Family

Members of my family

my mother's name is:	my grandmother(s):
my father's name is:	my grandfather(s):
my brother(s):	my aunt(s):
my sister(s):	my uncle(s):
my cousins (boys and girls)	

## My family booklet

Scan the code and learn how to fold the booklet. Use A3 paper.



Make a beautiful booklet about your family for your ME-book.

**Write the first draft on a sheet of paper and show it to your teacher!** Write about 6 people (1 page per person).



Write about different things for every person: Tell us about the languages one family member speaks or doesn't speak, the hobbies of one family member, which sports someone does or doesn't do, which animals someone has or doesn't have....

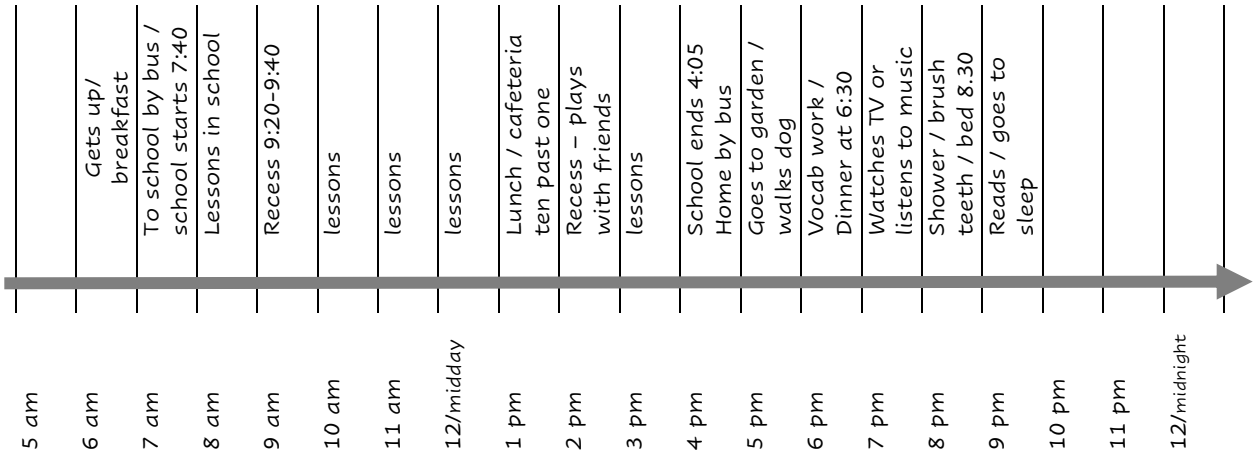
Make your booklet **interesting to read!**

Glue an envelope in here and put your family booklet into the envelope.

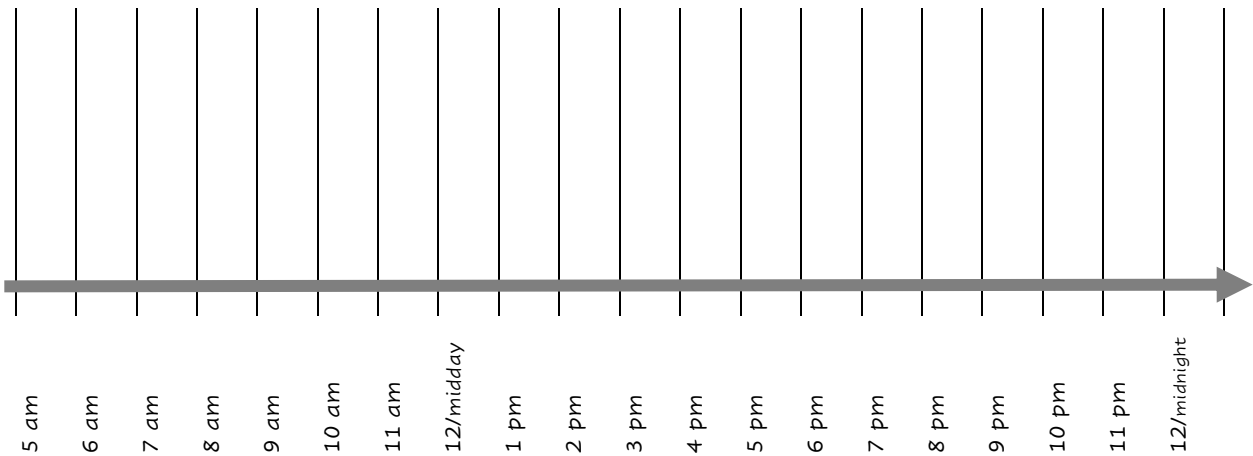
# Timeline – Our Daily Routines

Make a timeline for every member of your family (you can get an extra sheet from your teacher)


Example Sam:



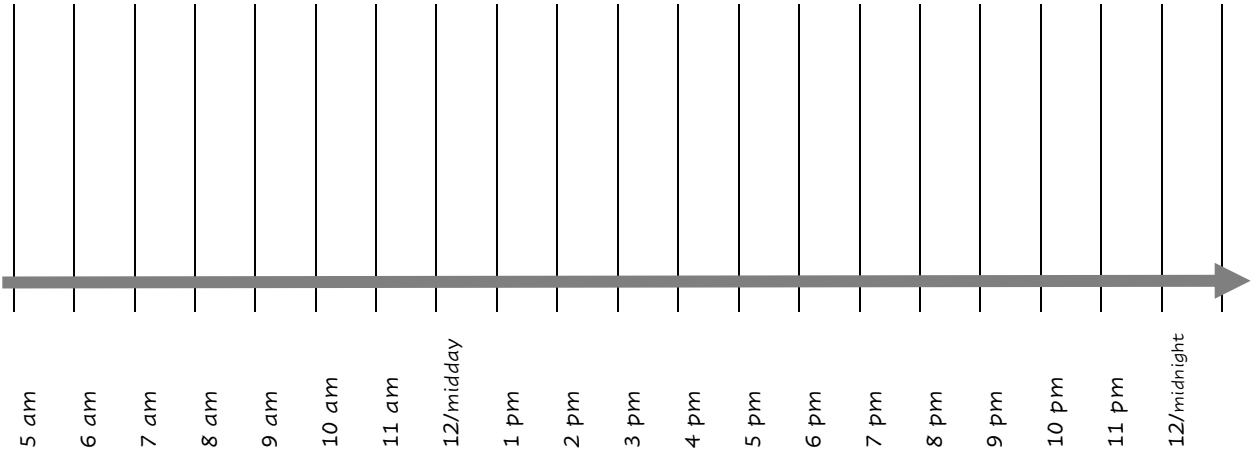
## MY DAILY ROUTINES



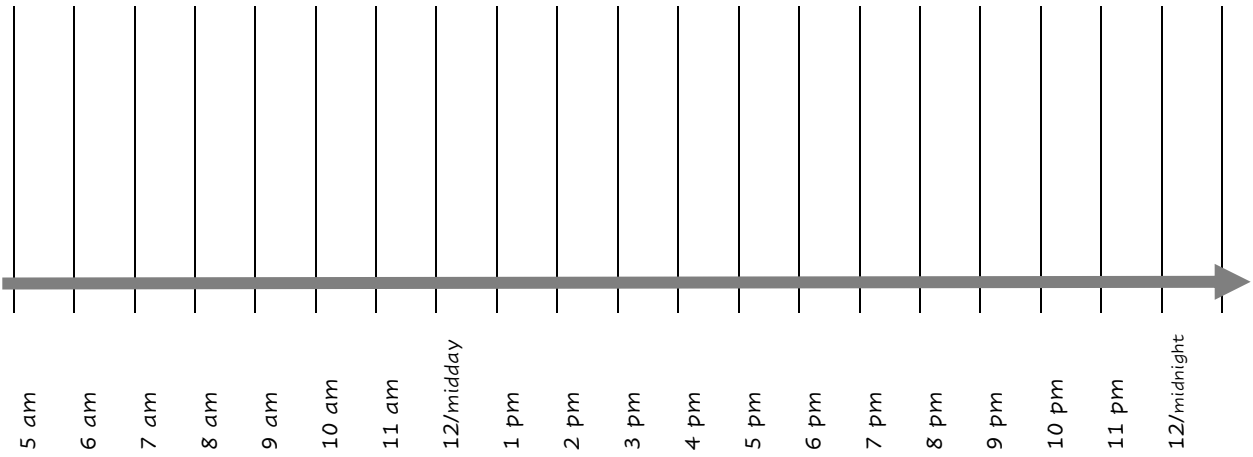
## MY MUM'S DAILY ROUTINES



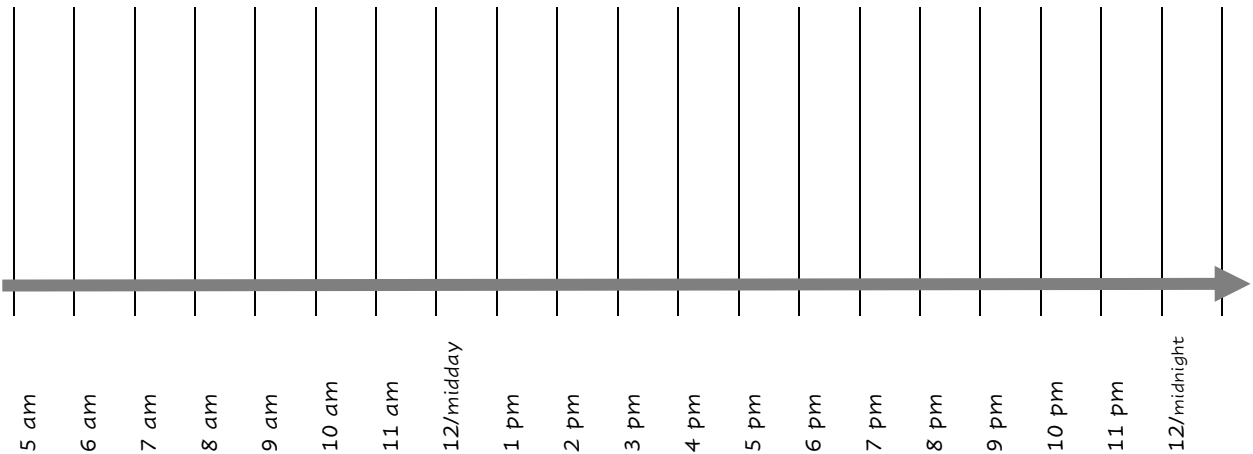
**MY DAD'S DAILY ROUTINES**



**MY SISTER'S DAILY ROUTINES**



**MY \_\_\_\_\_'s DAILY ROUTINES**



# Text – Our Daily Routines

Write about a typical day in your family. What do people do in the morning/at midday/in the afternoon/in the evening?

In the morning....


Write about all members of your family

Structure your text  
First, then, after that,  
later, at ....o'clock



# My Room

Draw a plan of your room here or glue in some pictures




A large, empty rectangular area with a hand-drawn border, intended for drawing a room plan or gluing in pictures.



# My Dream House

Here you can draw your dream house. Be creative and add lots of really cool details. Where is it? What does it look like? What rooms and other special things does it have? Does it have a garden? What is it like?






# Our perfect school cafeteria

Design an ideal menu for your school cafeteria.

## Menu for our cafeteria



Monday



Starters: \_\_\_\_\_

Main courses: \_\_\_\_\_

Dessert: \_\_\_\_\_

\_\_\_\_\_

Starters: \_\_\_\_\_

Main courses: \_\_\_\_\_

Dessert: \_\_\_\_\_

---

*S* \_\_\_\_\_ :

*M* \_\_\_\_\_ *courses:* \_\_\_\_\_

*D* \_\_\_\_\_ :

---

\_\_\_\_\_ :

\_\_\_\_\_ :

\_\_\_\_\_ :

---

\_\_\_\_\_ :

\_\_\_\_\_ :

\_\_\_\_\_ :

# A Letter from your holidays.

Graz, September 5th

Dear Jeremy,

Thank you very much for your postcard from Edinburgh. You must have had a wonderful holiday. My holidays **were** great too.

I **spent** the first two weeks in a sports camp and **learned** to play tennis. It **was** very hot, but we **had** a lot of fun.

In August my family and I **went** to Croatia for three weeks. We **stayed** at a campground by the sea and we **went** swimming and snorkeling every day.

In the first week of September we **drove** to Vienna. We **stayed** at my uncle's apartment for two nights and we **did** a lot of sightseeing and visited a huge flea market. We **had** a great time and bought lots of things. The weather **was** not ideal, it **was** rainy - but we **enjoyed** the city and **went** out for dinner twice.

I'll tell you all the details and I'll show you some photos when we meet in school.

Yours,  
Laura

## Read this example:


Now, write a similar letter about your holidays. Start with a plan and use some of these sentence starters:

- In the first/ second / third / last week of July / August / September...
- First... then ....
- After our trip to ...

When and how long?	Where did you go?	What did you do there? What was it like?

# My holidays

Dear ...



# Fantasy animal: Pet Info

## What you need to know about horsotigopigchicks.



### What they look like:

Horsotigopigchicks are really great pets.

These animals have the head of a horse, the body of a tiger, the tail of a pig and the legs of a chicken.

They have short hair and a short black mane.

The tail of the horsotigopigchick is pink and very thin. It does not have any hair.

Horsotigopigchicks are the size of a dog and they weigh about 15 to 20 kilograms.

### How do they move?

Horsotigopigchicks can walk. They do not run very fast because their legs are short and weak. This is great because they do not need a big garden.

### Home:

Horsotigopigchicks can live in your house or they can live outside in the garden. They need a doghouse to keep them warm and to spend the night.

In the winter, when it is very cold, you should keep them inside during the night.

### What do they eat?

Horsotigopigchicks eat almost everything. Their favorite foods are spaghetti, pizza, bread and sweets. They also like fruits and they eat grass and leaves in the garden. The only thing these animals do not like is hot and spicy food like pepperoni or chili.

### Other information:

Horsotigopigchicks are very shy animals. They get along well with children, but they are scared of loud noises and big dogs. You can take them for short walks, but you have to walk slowly and you must keep them on a leash. You should not take them to places with lots of people or cars.

Now it's your turn to describe your animal in detail. Write a pet-info brochure like this one. The words and ideas on the next page will help you.

## Useful words and ideas to describe your animal:

### The animal's name

Make up a new name for your animal. For example:

a **mousodogobird** has the head of a mouse, the body of a dog and it has the wings of a bird.

### What body parts does it have?

giraffes have long, thin legs, monkeys have strong arms, birds have wings, giraffes have very long necks, hippos have big heads, mice have small ears and eyes, squirrels have bushy tails, pigs have a fat bodies, monkeys have fingers and toes, cats have claws, fish have fins, male lions have manes, dogs have strong teeth.

### What they look like - skin and hair

rabbit have soft, fluffy fur and smooth skin, dragons and fish have scales, an elephant's skin has folds and wrinkles, some dogs have long hair, others have short hair, horses and lions have a mane

### How does it move?

cats can walk and climb on trees, frogs jump, birds fly, mice run very fast, ants and caterpillars crawl, fish swim.

### What does it eat?

horses eat grass, cats eat meat, some insects drink blood, pigs eat everything (they are omnivores – Allesfresser), sheep eat grass and leaves, (they are herbivores –Pflanzenfresser)

### Home:

Does your animal need a cage? Does it live outside? Does it need a dog house or a big stable?

Can it live in your room?

Do you have to walk it on a leash?

### Is it a good family pet?

Does it like children? Is it dangerous? Does it bite?

Do you need a leash to walk it outside? Does it sleep during the day or at night? Does it need any toys to be happy?


How does your animal get along with other animals? Does it fight? Does it like other animals?

What is it afraid of?

# My Fantasy Animal

Create your own cool fantasy animal. Choose 3 animals and mix their body parts. You can create something like a catbirdfish, or a flying giraffocat or any other cool animal.

Step 1: Draw your animal here.



Now write an information brochure for your animal.  
Imagine you are selling these animals in a pet-shop and  
your customers want to know everything about these  
strange animals.

**What do they look like?**

**Home:**

**How do they move?**

**What do they eat?**

**Other information:**





WOW!

# Great Kids Contest



Your home city is looking for the greatest kids in town. If you have done some cool things and are highly creative, brave, intelligent, altruistic (you care for others more than for yourself) or cool in any other ways, apply for the prize.

You can win 100 Euros for yourself + you can do whatever you want for one day (every activity is paid for)

Apply for the prize and say what makes you so special. **Explain what you have done so far** and why should you get the prize. (You can invent some things!)

## BEFORE YOU START:


Make a list of 5 important things that you **have done** in your life. Then add some details to each one to show that these things are actually true.



<b>Your experiences:</b> 5 great things you <b>have done</b> in your life.	<b>Details:</b> (keywords) when, where, what, why, how <b>did you do</b> these things?
I have ...	It was in...
I have ...	It was...

Now use these ideas in your letter to the jury of the Great Kids Contest.

Write your letter here.



*Dear team of the Great Kids Contest,*

*I would like to apply for the Great Kids prize. I think I am a very ..... person, and I have done lots of things that show it.*

Blank lined area for writing the letter.

*I hope that I have convinced you that I am a very ..... person and that I should win the Great Kids prize of 2020.*


*Best regards,*

\_\_\_\_\_

# What's your style?

**Draw some cool clothes** on this page or glue in pictures. Label all the items. Use as many different words as possible.

Add indoor and outdoor clothes, clothes you wear in your free-time and clothes you wear at school or on special occasions.





# English outside of school



If you want to learn English really well, use it as much as possible.

- Watch your favorite movies or series in English.
- Watch YouTube videos in English.
- Listen to English songs and try to understand the lyrics.
- Read English websites and books. Our library has really cool books for you.
- Play computer games in English and meet international gamers online.
- Use English in the holidays and with people from other countries e.g. classmates.

On this page, collect all these English outside of school experiences.

English movies that I have watched:



My favorite English songs



Cool English websites and Youtubers that I have found



People I talked to in the holidays or online.





Computer games that I  
have played in English



English books that I  
have read

Any other things I do in  
English

# Image sources:

Page 2: Scheere: <https://pixabay.com/de/vectors/schere-werkzeug-zertrennen-337633/>

Page 2: Kleber: <https://pixabay.com/de/vectors/raupe-gras-kleber-fix-anf%c3%bcgen-1135242/>

Page 6: Sieger: <https://pixabay.com/de/illustrations/search/pokalsieger/>

Page 14: floorplan: <https://pixabay.com/de/photos/planen-wohnung-ferien-1974938/>

Kinderzeichnung: C0: Elisabeth Pölzleitner

Page 18: <https://pixabay.com/de/illustrations/fast-food-burger-pommes-frites-4683678/>

Page 18: <https://pixabay.com/de/illustrations/gekritzel-skizzieren-hand-gezeichnet-4861309/>

Page 21: <https://pixabay.com/de/vectors/bild-frame-digital-foto-rahmen-784578/>

Page 22: C0: Elisabeth Pölzleitner

Page 24: <https://pixabay.com/de/illustrations/rahmen-bilderrahmen-umrandung-gras-89485/>

Page 28 : <https://pixabay.com/de/illustrations/beeindruckend-botschaft-hinweis-1426595/>

Page 28: <https://pixabay.com/de/illustrations/vergeben-preis-briefmarke-gewinner-1714292/>

Page 28: <https://pixabay.com/de/vectors/zertifikat-zertifizierung-31872/>

Page 31: <https://pixabay.com/de/illustrations/kleidung-stiefel-schuhwerk-736033/>

Page 32: globe: <https://openclipart.org/detail/170988/travel-globe>

Page 32. camera: <https://pixabay.com/de/images/search/film/>

Page 32: boy listening to music: <https://pixabay.com/de/vectors/kerl-musik-h%c3%b6ren-klang-lied-1456576/>

Page 30: website icon: <https://pixabay.com/de/vectors/netz-die-anschrift-webpage-4746871/>

Page 32: video conference: <https://pixabay.com/de/illustrations/videokonferenz-zoomen-treffen-5964262/>

Page 33: gaming controller: <https://pixabay.com/de/vectors/konsole-spiele-hand-held-regler-309614/>

Page 33: books: <https://pixabay.com/de/vectors/regal-b%c3%bccher-bibliothek-lesen-159852/>