


## In class

### 5 Classroom language

Write  the phrases below the pictures.




1. Close the window.



2. Open the/ your book.




3. Take out your book/books.



4. Highlight the words.

### 6 The symbols in my English books

Match the sentences with the symbols.




4

I'm very good at this.



6

Work with a partner.



1

Find online material for this task.




2

Work in a group with your partners.



5

Find this listening online.




3

This is a speaking task.

### 7 Focus on form: a - an

4.13



a) Listen  carefully and repeat.

<b>a</b>	a sandwich	a doughnut	a unit in my book	a video	a green apple
<b>an</b>	an acrobat	an egg	an ice cream	an orange	an ugly monster

b) Now listen again and **highlight** the first letter of the words after **an**.

c) Let's practise. Fill in **a** or **an**.

1. a photo

4. an elephant

7. an apple

10. a red apple

2. an egg sandwich

5. a useful phrase

8. a big orange

11. an English book

3. a funny exercise


6. an old English song

9. an animal

12. an interesting story

4.14



d) Listen  and check.



Tip

u = [ju] → **a** a unit

u = [ʌ] → **an** an umbrella