



Asking the way

2

Listening: Excuse me, where's the hospital?



a) Listen to the dialogue and tick T (= true) or F (= false).



1. The boy wants to know the way from the public pool to the hospital.
2. It's about ten minutes to the hospital.
3. The boy hasn't got a map, but he has an app.
4. The boy has to go past the school.
5. He has to turn left at Inwood Drive.
6. The boy walks past the book shop.
7. He has to walk along Elystan Fields Road.
8. He takes the second road on the left.

b)

Listen to the dialogue again. Draw the route in the map with a red pen. Can you find a better route?

| | |
|--------------------------|-------------------------------------|
| <input type="checkbox"/> | <input type="checkbox"/> |
| <input type="checkbox"/> | <input type="checkbox"/> |
| <input type="checkbox"/> | <input type="checkbox"/> |
| <input type="checkbox"/> | <input type="checkbox"/> |
| <input type="checkbox"/> | <input type="checkbox"/> |
| <input type="checkbox"/> | <input type="checkbox"/> |
| <input type="checkbox"/> | <input type="checkbox"/> |
| <input type="checkbox"/> | <input checked="" type="checkbox"/> |
| F | T |

c) Read the dialogues and complete the phrases.

~~excuse~~ • first • follow • looking • minutes • past • see • take • turn

A: **Excuse** _____ **1** me. Where's the nearest bank, please?

B: It's about ten _____ **2** from here. First, walk straight on past the school. Don't cross the street, but

_____ **3** the first one on the left.

A: That is Danby Drive, right?

B: That's correct. Walk along Danby Drive for about 300 metres. You'll

_____ **4** a book shop on your right.

A: I think I know the book shop. Is it "Mona's children's books"?

B: Yes, I think that's the name. Walk

_____ **5** the book shop and then take the first on your right. Don't cross the street or you'll end up at the zoo.

A: Okay.

B: Then you just have to follow Elysian Fields Road. You can't miss the bank on your left.

A: Thanks very much!

B: You're welcome.

A: Excuse me. I'm _____ **6** for the supermarket.

B: It's about a fifteen minute walk. Follow Abbay Drive until you come to the crossroads with Lynn Drive. Turn right there and

_____ **7** Lynn Drive for about ten minutes.

A: Is there a public pool in Lynn Drive?

B: Yes, that's right. You'll walk past the public pool, the school and the library. Just walk on

and don't _____ **8** left or right until you have passed the library.

A: How will I know it's the library?

B: You can't miss it. It says "public library" outside in big letters. There are a lot of books in the window. The house is painted in bright green.

A: Okay, thanks.

B: Turn left after the library and then take the

_____ **9** on your left again.

The supermarket is just around the corner. I think it's a "Supersaver".

A: Yes, I think so too. Thank you!

d) Where are the two people at the beginning of the dialogues? Complete the starting points.

Starting point: _____

Starting point: _____

3 Speaking: Describing the way

a) Look at the map and think about where you want to go.



b) Ask your partner the way. Act out dialogues. Start at the zoo.



Useful phrases

Asking the way

Excuse me. • Where's the nearest ... please? • I'm looking for • How do I get to ...?

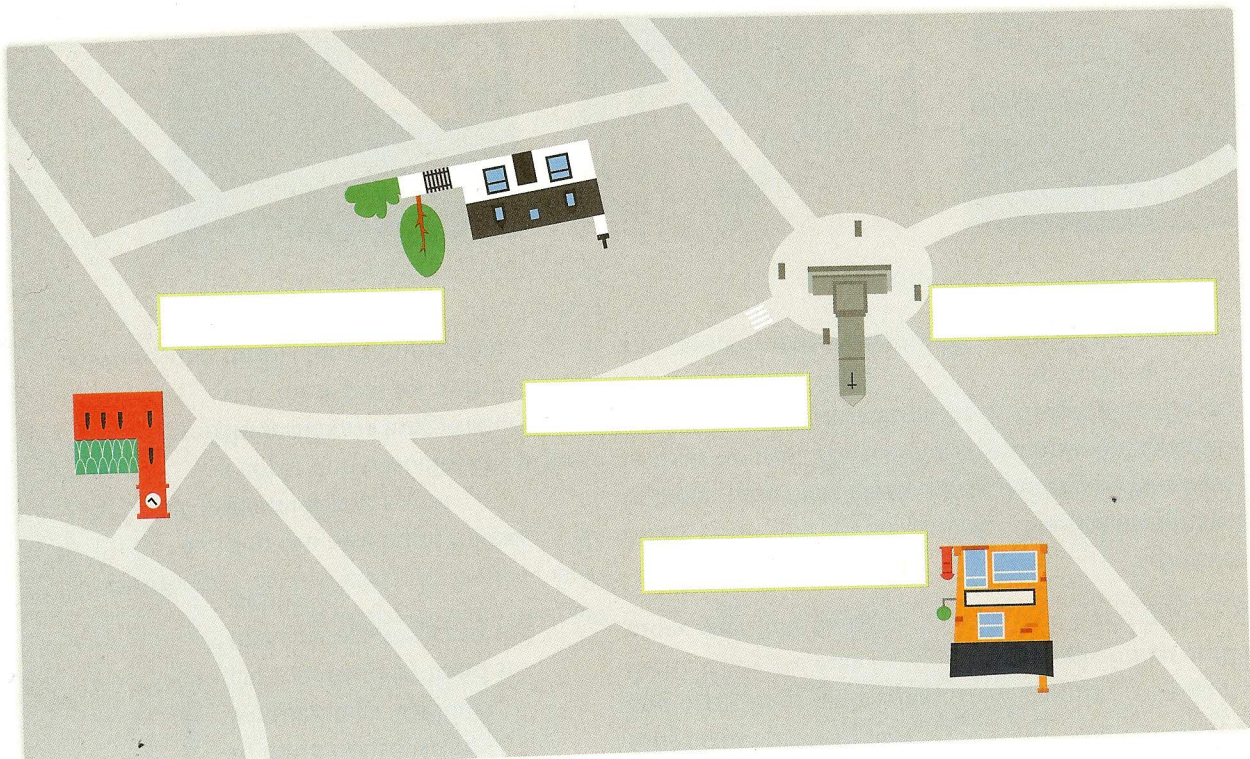
Giving directions

Go along/straight on ... until you come to ... • Go straight on at the roundabout. • Take the first/second road/street on your left/right. • Turn left/right into ... • You'll see • Walk past • Go on for about • It's in front of you. • It's opposite • It's just around the corner.



6 Video: Finding your way

Kate is on holiday. One day, she wants to make breakfast. She asks her dad how to get to the shops.



- a) Look at the map and find the following things. Write them in the white boxes.
- Kate's house
- monument
- pedestrian crossing
- shop

b) What does Kate say? What does Kate's dad say? Write "Kate" or "Kate's dad" next to the sentences.

1. **Kate's dad** Do you know the way to the shop?

2. Maybe I do need some help.

3. Can you tell me how to get there?

4. Start walking down the road.

5. Be careful when you cross the road.

6. Go straight ahead and the shop is about 100 metres on your right.

7. Did you find the shop okay?

c) Watch the video and look at the map to see how Kate gets to the shop.

7 Speaking: Do you know the way to the shop?

a) Unscramble the words and write them in the space on the right.

1. og atihsgrt hedaa _____

2. urtn ightr _____

3. akte het rsift no eht gihrt _____

4. urtn felt _____

5. alwk apts _____

6. kaet hte ndcseo no eth ftel _____

b) The next day Kate needs something else from town. Put the dialogue in the right order.

- Dad:** At the bottom of the road you turn left again and go to the church.
- Dad:** Sure. When you leave the house, you turn left and start walking down the road.
- Dad:** After the church you go straight ahead. The market is about 100 metres away on your right.
- Dad:** That sounds like a good idea. Do you know the way to the market?
- Dad:** Bye!
- Kate:** Dad! Can I make dinner today? I need to get some fresh vegetables.
- Kate:** Thank you! See you in ten minutes, Dad.
- Kate:** No, I don't. Could you tell me how to go there, please?
- Kate:** Okay. Where do I go after that?
- Kate:** Okay, and where do I go after the church?



c) With a partner, make more dialogues like that. Use the flashcards below to get ideas.

feed the dog
get dog food and a sausage
way to the pet shop
turn right, walk down the road
turn left, go to the cinema
after 100 metres,
pet shop on the left

bake a cake
get eggs and milk
way to the farmer's market
turn right, walk down the road
turn right, go to the school
after 200 metres, farmer's
market on the right

make a smoothie
get some fruit and
vegetables
way to the farm shop
turn left, walk down the road
turn right, go to the hospital
follow the road, apple farm
on the right

Unit 5

It's all about fashion

New things

- Clothing
- Shopping for clothes
- Material
- Dressing up for Halloween
- one - ones
- will-future
- this - that/these - those

1 What do you like best?



a) Look at the clothes and tick the ones you like best.



b) Use the pictures from task 1a and tell your partner ...

- what your favourite piece of clothing is.
- what your favourite colour is.
- what you usually wear on weekends.
- what kind of clothes you don't like to wear.

c) Point at one of the pictures in task 1a and let your partner say the word. Use the word bank below and take turns.



Useful phrases

- My favourite piece of clothing is/are ...
- My favourite colour is ...
- On weekends I usually wear ...
- I don't like to wear ...



Word bank

ballet flats • belt • boots • cap • dress • flip-flops • glasses • hat • hoodie • pants/trousers • pullover • sandals • scarf • shoes • shorts/Bermudas • skirt • sneakers/trainers • sweater • tank top • T-shirt

Let's go shopping!



n3zb7d

2



a) Read the dialogues and match them with the pictures. Then act them out with a partner.

1. C: Hi there.
S: Hi. How can I help you?
C: I'm looking for a grey pullover in size small.
S: Sorry, we only have this medium one.
C: Oh, no problem.

2. S: Good afternoon. What can I do for you?
C: I need a pair of sneakers.
S: What size?
C: 9 ... I'd like some black and white ones.
S: Hmm. I'm sorry, but I haven't got them in both colours.

3. S: Hello, how can I help?
C: I'd like a pair of blue jeans.
S: Okay, what about these?
C: They're really nice. ... How much are they?
S: They're \$45.-.

4. C: Hi, I'm looking for a shirt. Can you help me?
S: Yes, sure. What colour do you want?
C: The white one, please. It's for school.
S: What about this one? It's \$15.-.
C: Great. I'll take it. ... Thank you.

b) Read the sentences below and fill in the gaps with *one* or *ones*.

1. Can you help me? I'm looking for a new pair of shoes... these ones look nice.

2. How much is that black and white dress over there? The _____ with the stripes.

3. I like those socks at the back of the shop; the _____ with elephants on them.

4. Jill, "Look at this skirt." Jenna, "No, I don't like it. I like this _____ here."



c) With a partner write your own shopping dialogue. Give it a title and act it out.

Shop assistant (S): helps you to find the right thing you're looking for

Customer (C): looks for something and wants to buy something in the shop

Info



How to replace nouns: one (singular) - ones (plural)

Grammar See → G 8

Jane: I want to have a skirt.
Mum: What about this one here?
Jo: I'd like some new sneakers?
Dad: Well, the black ones look nice.

3 Listening: Very best friends



- a) Listen to part one of the dialogue. Then answer the questions below.



Pronunciation



2.20 3j7n64

[d] as in "what"

What do you want? I want a doll on my shirt.
What is wrong with you? I want to go shopping.
Not a lot of children want to go shopping.

1. What are the boys' names? Marc and Elia.
2. What does Elia need? _____
3. Does Elia like shopping? _____
4. Does Marc like shopping? _____
5. Where and when do they meet? _____



- b) Listen to part two of the dialogue. Then tick the statements that are true.

1. Elia is looking for a pair of jeans and a new hoodie.
2. The boys go shopping to Marc's favourite shop in the shopping mall.
3. Elia's favourite colours are green and orange.
4. Elia only tries on the hoodie.
5. Marc brings Elia a smaller size.
6. Elia buys the hoodie, but doesn't buy the pair of jeans.

- c) Which of the statements above are wrong? Listen again and write them correctly.

- d) Match the sentence halves.

1. I need a pair fantastic on you. You should buy it.
2. Can you bring me of jeans and a sweater.
3. I think I'll buy try it on?
4. Wow. This shirt looks these black jeans.
5. Excuse me. Where can I a smaller size, please?
6. Can you wait a moment? I'll be back in a second.




Fashion and style



pn7557

Reading: Favourite clothes and fashion

a) Read the children's statements on fashion and their favourite clothes.

| | | |
|--|--|-----------|
| <p>Florencia: I love fashion and I love my polka-dot dress. It's turquoise and it has white dots. In the middle, there's a yellow ribbon. That looks fashionable. Another piece of clothing that I like a lot is my brown woolen jacket. It looks a bit retro, but it's the outfit I like best. It's very important to me that I have trendy clothes.</p> |  | <p>1.</p> |
| <p>Iris and Rufus: We don't worry about being fashionable and we never think about what to wear. Our favourite piece of clothing is blue jeans - they're timeless. We also like pullovers and we love animal prints like zebras or giraffes. Most of the time we wear the same things, but sometimes our taste in fashion is a bit different.</p> |  | <p>2.</p> |
| <p>Howie: I like to have the latest fashion. My favourite clothes are green shorts and orange sneakers. They're so trendy. The T-shirt I like best is yellow. Fashion is very important to me, but I don't care what other people are wearing. I think people should wear what they want to wear.</p> |  | <p>3.</p> |

b) Look at the underlined words and phrases in the texts above and find out what they mean.
 c) Read the statements again. Then decide who said what and write the first letter of the name(s) (F/I/R/H).

F/H

1. This person likes fashion very much. _____
2. This person doesn't care what other people wear. _____
3. This person loves denim jeans. _____
4. This person wants to have trendy clothes. _____
5. This person likes animals printed on their shirts. _____
6. This person thinks that blue jeans are timeless. _____

5 Listening: What is it made of?

- a) Listen to the children describing their clothes and what they're made of. Match the sentence halves.

1. Simon is talking about his pair of blue jeans.
2. Alexandra is describing her sandals that she wears in summer.
3. Gloria is talking about her favourite pair of socks.

- b) Look at the word bank below and look up the words that you do not know.



Word bank

cotton • soft • warm • wool • casual • fabric • strong • leather • plastic • fluffy • hard • stiff

- c) Listen again and fill in the gaps below. Use some of the words from the word bank.

| 1. Simon | 2. Alexandra | 3. Gloria |
|---|---|---|
|  |  |  |
| They're made of <u>wool</u> and he wears them in winter, because they're really _____ . His grandma made them for him last year. Simon is talking about a pair of _____ . | "It's made of _____ and usually this piece of clothing is blue. The fabric is usually very _____ and I've got three of them." She's talking about her _____ . | "They're made of _____ and you wear them on your feet, especially in _____ . Mine are brown, the soles are white. I really like my _____ ." |



- d) Think of your favourite piece of clothing and write a text like in task 5c. Write a text of about 35 words and then let your partner guess what it is.



Useful phrases

Phrases to ask your partner:

- Is it/Are they warm/soft/...?
- What is the fabric like?
- What colour is it?
- What is it made of?



Useful phrases

Phrases to talk about your favourite clothes:

- It's made of .../They're made of ...
- I usually wear it/them in winter/...
- It feels like .../They feel like ...