


MODULE 5 Personal Time Planner

Week 1	Week 2	Week 3	Week 4	Week 5
Date: _____	Date: _____	Date: _____	Date: _____	Date: _____
Date: _____	Date: _____	Date: _____	Date: _____	Date: _____
Date: _____	Date: _____	Date: _____	Date: _____	Date: _____
Week 6	Week 7	Week 8	Week 9	
Date: _____	Date: _____	Date: _____	Date: _____	
Date: _____	Date: _____	Date: _____	Date: _____	
Date: _____	Date: _____	Date: _____	Date: _____	

<p>normaler Zeitplan (2 Jahre) Start: Mitte April Abschluss: 3. Woche Mai</p>	<p>Zeitplan für 3 Jahre: Start: Ende Juni Abschluss: Ende November</p>
--	---



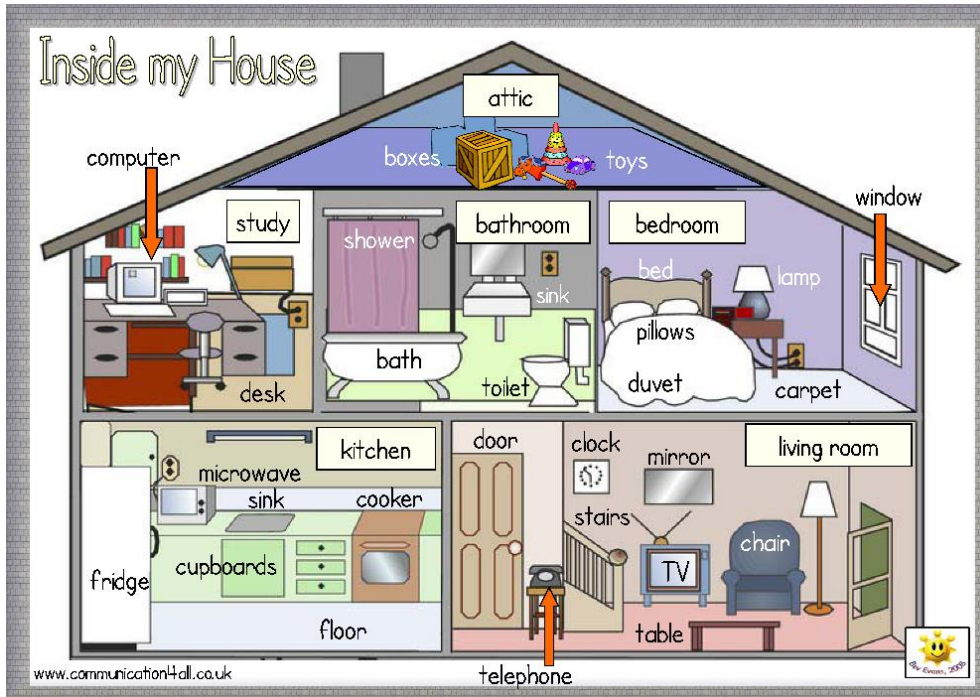
Module 5 Handout: My Home

TASK
5A


Highlight all the things that you have in your home. Then label the picture below.

Start with the rooms.

How many other things can you name? Use the laminated picture dictionary cards if you need help.



House Nr 1



House Nr 2

<https://www.schoolplaten.com/kleurplaat-huis-binnenkant-i25995.html>

Read the text about house number 2 and correct the mistakes.

If you need help, use the laminated picture dictionary cards.

living room

The house has two floors and an attic. On the first floor there is the ~~bedroom~~, the hall and the kitchen.

On the second floor there is the living room, the hall and the bathroom.

In the bedroom there are two beds. Behind the bed there is a large wardrobe with two doors. On the bed there are two pillows. Above the bed there is a picture. Beside the bed there is a night-stand with a flower pot. There is a carpet on the floor.

In the bathroom there is a shower, a wash-basin and a toilet. There are two towels on the wall. There are two carpets on the floor. The mirror is above the wash-basin. The bathroom has a small window to let in fresh air.

In the living room there is a large sofa and two armchairs. There is a TV on a little table. Behind the sofa there is a bookshelf. There are many books on the bookshelf. There is a fireplace on the left side with a small lamp on it. Above the fireplace there is a large mirror.

The kitchen is very nice. There is a big fridge, a sink and a cooker. There are two chairs at the kitchen table. Above the sink and the cooker there is a cupboard with two doors.

Challenge: Highlight THERE IS and THERE ARE in the text.

Find a rule: When do we say THERE IS, when do we say THERE ARE?

Explain the rule to one of your teachers.



We say THERE IS....


We say THERE ARE...

Now it's your turn: go to your personal Grammarbook page 27

What's wrong in this house?

Some of the furniture is in the wrong room. Example:

1. There's an armchair in the kitchen. The armchair should be in the living room.
2.
3.
4.
5.
6.



adapted from Apodo. <https://en.iscollective.com>

THE HOUSE

PREPOSITIONS OF PLACE

CHOOSE THE RIGHT OPTION



- 1-THE FRIDGE IS BETWEEN/UNDER THE DOOR AND THE CUPBOARD.
- 2-THE DOOR IS NEXT TO/UNDER THE SHELF.
- 3-THE CLOCK IS IN/ON THE WALL.
- 4-THE CHAIRS ARE UNDER/ NEXT TO THE TABLE
- 5-THE TABLE IS UNDER/OPPOSITE THE COOKER.
- 6-THE POT IS ON/IN THE COOKER.
- 7-THE BIN IS NEAR/ IN FRONT OF THE DRAWERS.
- 8-THE MICROWAVE IS NEXT TO /UNDER THE WINDOW
- 9-THE SINK IS ABOVE/UNDER THE WINDOW.

TRUE OR FALSE



- 1- THE CHAIR IS NEXT TO THE DESK
- 2-THE BEDS ARE OPPOSITE THE WINDOWS
- 3-THE COMPUTER IS UNDER THE DESK
- 4-THE BOOKCASE IS ON THE WALL.
- 5-THE BIN IS BETWEEN THE BED AND THE DESK
- 6-THE LAMP IS ON THE DESK.
- 7-THE POSTER IS ABOVE THE SHELF
- 8-THE WINDOWS ARE ABOVE THE BEDS
- 9-THE CLOCK IS ON THE BED.

COMPLETE WITH THE RIGHT PREPOSITION



- 1-THE TOILET ISTHE BATH
- 2-THE CURTAIN IS.....THE TOILET AND THE BATH.
- 3-THE SHELF ISTHE WALL
- 4-THE MIRROR ISTHE WASHBASIN
- 5-THE CUPBOARD ISTHE WASHBASIN
- 6-THE MAT ISTHE TOILET
- 7-THE STOOL ISTHE BATH.
- 8-THE BIN ISTHE CUPBOARD.
- 9-THE TOWELS ARETHE CUPBOARD.


MULTIPLE CHOICE



- 1- THE DOOR IS..... THE TELEPHONE
UNDER - NEXT TO - OPPOSITE
- 2-THE T.V ISTHE SOFA
NEAR - OPPOSITE - BEHIND
- 3-THE MAT ISTHE TABLE
UNDER - BEHIND - ABOVE
- 4-THE PICTURE ISTHE WINDOW AND THE DOOR.
IN - ON - BETWEEN

Where is Sadie?

Nick and Harriet
are in the living room.



1. Read the dialogue with two friends.

You are looking for a friend at school. Change the underlined words.
(Schreibe einen eigenen Dialog. Ihr sucht eine Freundin/einen Freund in der Schule. Ändere die unterstrichenen Wörter (wenn nötig).

Useful words: classroom / workshop / hall / little study / yard / cafeteria / teachers' office / library / radio studio / English cinema reading / doing maths, German, English / eating lunch / playing football / writing a text / studying / working / watching a movie

Nick: Where's Sadie? Is she in the house?

Harriet: Yes, she is.

Nick: Is she in the bedroom?

Harriet: No, she isn't.

Nick: Is she in the bathroom?

Harriet: I don't know. SADIE! SADIE where are you?

Sadie: I'm in the kitchen.

Nick: Are you making cookies?

Sadie: No, I'm not.

Harriet: Well, what are you doing?

Sadie: I'm doing my maths homework..

Harriet: Oh Sadie! Come here and play with us!

_____ : Where is _____? Is _____ in school today?
 _____ : Yes, _____.
 _____ : Is _____?
 _____ : No, _____.
 _____ : Is _____?
 _____ : I don't know. _____?
 _____ : _____.
 _____ : _____?
 _____ : _____.
 _____ : _____.
 _____ : _____.

3. ACT OUT your dialogue for your teacher. (Spielt euren Dialog eurem Lehrer vor)

DETECTIVES AT WORK



Date:	Time:	Place: Praxis-NMS

My Personal Grammarbook:
Show your sheet to your teacher. Then choose the five most interesting things and write the sentences into your LR book. Add the sentences to the page about "Routines versus Present activities".

WHAT IS RUFF DOING?

Watch the video and answer the questions.



<https://learningapps.org/view2169928>

1	In which room is Ruff?	
	What is he doing?	
2	In which room is Ruff?	
	What is he doing?	
3	In which room is Ruff?	
	What is he doing?	
4a	In which room is Ruff?	
	What is he doing?	
4b	In which room is Ruff?	
	What is he doing?	
5	In which room is Ruff?	
	What is he doing?	
6	Where is Ruff?	
	What is he doing?	
7	Where is Ruff going? What is he going to do next? Write down your ideas.	<i>LET YOUR TEACHER CHECK YOUR ANSWERS</i>



UNBELIEVABLE ANIMALS

Watch the videos on Moodle.

Then check if you agree with the following text.

Correct the mistakes.

For my last English homework I have watched some really cool videos about unbelievable animals. You should watch them as well.

- In one of the videos you see an octopus smoking a cigarette.
- In another one you see a frog racing through the corridors of an apartment.
- A third video shows a cat that is carrying a coconut.
- One clip shows some salamanders and caterpillars flying over the ice on the North Pole.
- In one video you see a crocodile rolling down a hill and
- in another one you see some penguins skateboarding in a park.
- In one of the clips you see an orange jumping out of the water and

Unbelievable, don't you agree? Actually, all the videos are real, except for one. Which one is fake? Can you guess?

I think...._____

What are these people

TASK 51

doing?



Match the pictures with the sentences.

The family **is eating** dinner.

Mr. Brown **is smoking**.

Bob **is writing** a letter.

Mr. Clark **is thinking**.

Peter and Sam **are playing** baseball.

Ana **is jumping** on the trampoline.

Little Charles is brushing his teeth.

Mr. Davis **is diving** into the pool.

Klaus **is playing** the violin.

Alfred **is watching** TV.

Mr. Smith **is lying** on the beach.

Mr. Clarkson **is teaching** his class.

Mrs. Stevens **is making** a speech.

The reporter **is taking** a photo.

Poor Mr. Andrews **is crying**.

The kids **are playing** basketball.

Sara **is mopping** the floor.

Thomas **is playing** the drums.

The gardener **is mowing** the lawn.

Mrs. Brown **is cooking** dinner.

My granny **is having** a nap.

Miss Davis **is reading** to her pupils.

Tim **is playing** computer games.

John **is reading** a book.