

# Our holiday plans

## TASK 1



<https://learningapps.org/5289086>

Work with a partner. Do the learning app activity “Talking about holiday plans”.

For each matching pair, ask your partner if he/she is going to do this as well.

## TASK 2:

What are you **going to do** in the summer holidays? Do you have any plans?

What are you **going to do** in the holidays?

What are you **planning to do** in the holidays?

**I am going to**

- **read** lots of books
- **eat** lots of ice-cream
- **go** to Turkey to visit my grandparents

1. Write down 5 things that you are **planning to do**.
2. Interview 5 of your classmates about their plans and note them in your table.
3. Who is your perfect match? Who do you share most plans with?

Write your classmates' names here.

What are you going to do in the holidays?					
Write your friends' names or initials into the first line. Then tick off which of your plans they share with you.					
<b>I am going to...</b>					

TASK 3: TWO WAYS TO TALK ABOUT THE FUTURE




Look at Anna’s thoughts about the summer. When does she use “going to”, when does she use “will”? Write her summer plans and thoughts into the correct boxes below.

Student: Anna, what are you **going to do** this summer?

Anna: This summer I am definitely **going to fly** to Greece. I am **going to stay** there for 3 weeks and I am **going to relax**, and I **am going to read** lots of books. I have a list of books that I would like to read. I am really looking forward to these holidays.

Student: Do you have any other plans? What else are you **going to do**?

Anna: I am not sure. I think I **will** do some bike rides with my friends and I’ll also go hiking a bit, but I have not planned anything special. Maybe, I’ll visit my friend Martha, but we have not fixed anything yet. I’ll probably just stay at home and do whatever comes to my mind.

  <p>going to...</p> <p>Anna is going to...</p>	 <p>Maybe, I will...</p> <p>I’ll probably....</p> <p>Maybe, Anna will ...</p>
---	--

TASK 4: GUESS WHAT YOUR ENGLISH TEACHERS ARE GOING TO DO IN THE SUMMER

By now, you know your English teachers quite well. Can you guess what your English teachers are going to do in the summer holidays? You can use the pictures in the learning app, or you can use the picture card MA 1 in Erik.

Write 5 sentences like these. Write


I am pretty sure Ms..... is going to .....

I know that Ms. .... is going to.....

I think Ms. ....is going to ... ..

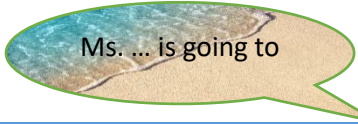
I think .....

I am pretty sure .....



Are you going to ..... in the holidays?

Write your teachers' answers into the boxes:



Ms.....'s plans for the summer

Maybe, Ms ..... will .....

Ms. ....'s plans for the summer

Maybe, Ms ..... will .....

## ME-Book: My holiday plans

Design a beautiful page for your Me-book. The title of your page is  
“My holiday plans and more...”

Write about your PLANS (going to) and other things that you might do (maybe, I’ll...).

Show your best!

Check all the pages in your Me-book. Add pictures, drawings and decorate the pages beautifully.



## Grammar Book: Page 30

### Talking about plans: GOING TO

Write 3 sentences about your holiday plans  
and  
three sentences about your friends’ holiday plans  
and  
three sentences about your teachers’ holiday plans.

Show your sentences to your teacher.

Then copy them on your blue LR book sheet for this topic.

What are you  
**going to do** in  
the holidays?

What are you  
**planning to do** in  
the holidays?

#### I am going to

- **read** lots of books
- **eat** lots of ice-cream
- **go** to Turkey to visit my grandparents

### Before the holidays

1. Make sure your **ME-book**, your **Grammar book** and **all your Englishbooks** are in a safe place. We will need them again next year. **Do NOT throw them away.**
2. **Install Quizlet and Duolingo on your mobile phone and create an account** (if you have not yet done it). This will help you to study English vocabulary in the summer, even if you do not have your vocab cards.
3. **Install Flipgrid on your mobile phone so we can keep in touch.**
4. **Install e-mail on your mobile phone so you can get our messages.**
5. **Make sure your vocab box and your vocab practice book are with you. We will need them again in September.**

## In the summer holidays



Enjoy your summer holidays. Do lots of fun, cool things. Meet your friends, go swimming, enjoy the sun, go hiking in the woods, eat lots of ice-cream, read cool books, listen to music, dance and sing. Travel with your family, visit your

grandparents and your aunts, uncles and cousins in Austria and abroad. Ride your bike, bake potatoes in a fire, write some postcards, play soccer or basketball, play fun games, laugh about good jokes **AND study English vocabulary and stretch your memory.**



Wherever you go, you'll need your vocab box (or Quizlet on your phone) and a small A5 notebook (vocab practice book). Show it to us in September.



**Challenge: Who can fill a whole notebook and become a real PRO in English next year?**

### Let's keep in touch with Flipgrid video message

In the summer holidays, let's keep in touch and share a few cool video messages on Flipgrid. Tell us what you are doing and what you like about it. Your messages can be very short, just a few sentences. Only your classmates and English teachers can see them.

#### For example:

Hello, right now I am at the beach. The sun **is shining**, and **I am playing** with my brothers and sisters. It's great fun here. **We are eating** a watermelon.  
Good Bye. Enjoy your holidays.

Achtung: Wenn du andere Personen (Freunde, Familie) in deinem Flipgrid video mitfilmst, mussts du sie zuerst fragen ob sie einverstanden sind.



**Challenge: How many cool, short video messages can you make? Win a prize in September.**