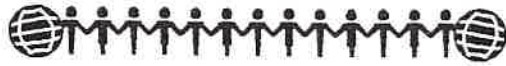
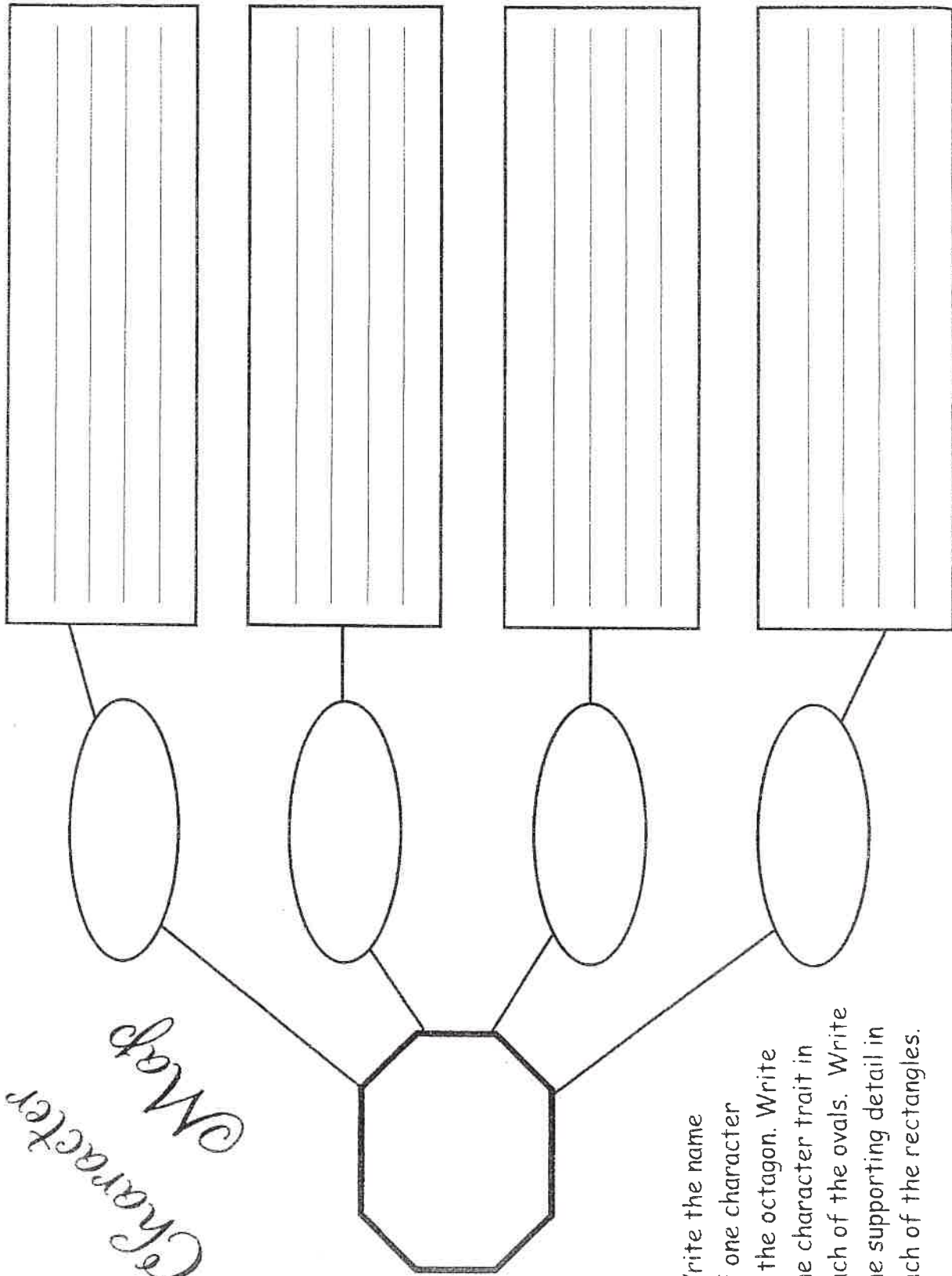


Character Traits



humble	studious	demanding
brave	intelligent	bossy
courageous	honest	gentle
serious	mischievous	loving
funny	friendly	proud
humorous	adventurous	wild
sad	hard-working	messy
resourceful	timid	neat
stubborn	shy	joyful
loyal	bold	cooperative
gullible	daring	lovable
handsome	dainty	ambitious
caring	busy	quiet
carefree	lazy	curious
selfish	patriotic	witty
unselfish	fun-loving	fighter
generous	successful	determined
self-confident	responsible	energetic
respectful	helpful	cheerful
considerate	dreamer	thoughtful
imaginative	happy	calm
inventive	disagreeable	mannerly
creative	conceited	rude
independent	leader	mean



Character Map

Write the name of one character in the octagon. Write one character trait in each of the ovals. Write one supporting detail in each of the rectangles.



Name _____

Put Yourself in Someone Else's Shoes

Do you always agree with the decisions made or actions taken by characters in books? Think of a time you did not agree with a character. In the shoe on the left, write about the situation and what the character did. In the shoe on the right, write about what you would have done if you were the character. Why would you have done things another way?





Name _____

Sum It Up

Make a sum-it-up card for each article or book you read. Fill in the blanks. Use your three facts to write a summary. Then cut along the outside of the box, fold the box in half, and tape the edges together. Soon you will have an incredible collection of cards to show what you know!

* SUM IT UP * SUM IT UP * SUM IT UP * SUM IT UP * SUM IT UP * SUM IT UP * SUM IT UP * SUM IT UP * SUM IT UP *

Title: _____

Author: _____

Three important facts:

1. _____

2. _____

3. _____

Write a summary that tells the main idea.

Summary: _____

Your name: _____

* SUM IT UP * SUM IT UP * SUM IT UP * SUM IT UP * SUM IT UP * SUM IT UP * SUM IT UP * SUM IT UP * SUM IT UP *

↑ TAPE ON THIS EDGE ↑

↑ TAPE ON THIS EDGE ↑

↑ FOLD ON DASHED LINE


Name _____



Reading Response:
Cause and Effect

So That's the Reason!

A **cause** makes something happen. It answers the question "Why?" An **effect** is what happens as a result of a cause. Below, the cause is underlined in the top example and the effect in the bottom example.



Pinocchio told a lie. So his nose grew ten feet.

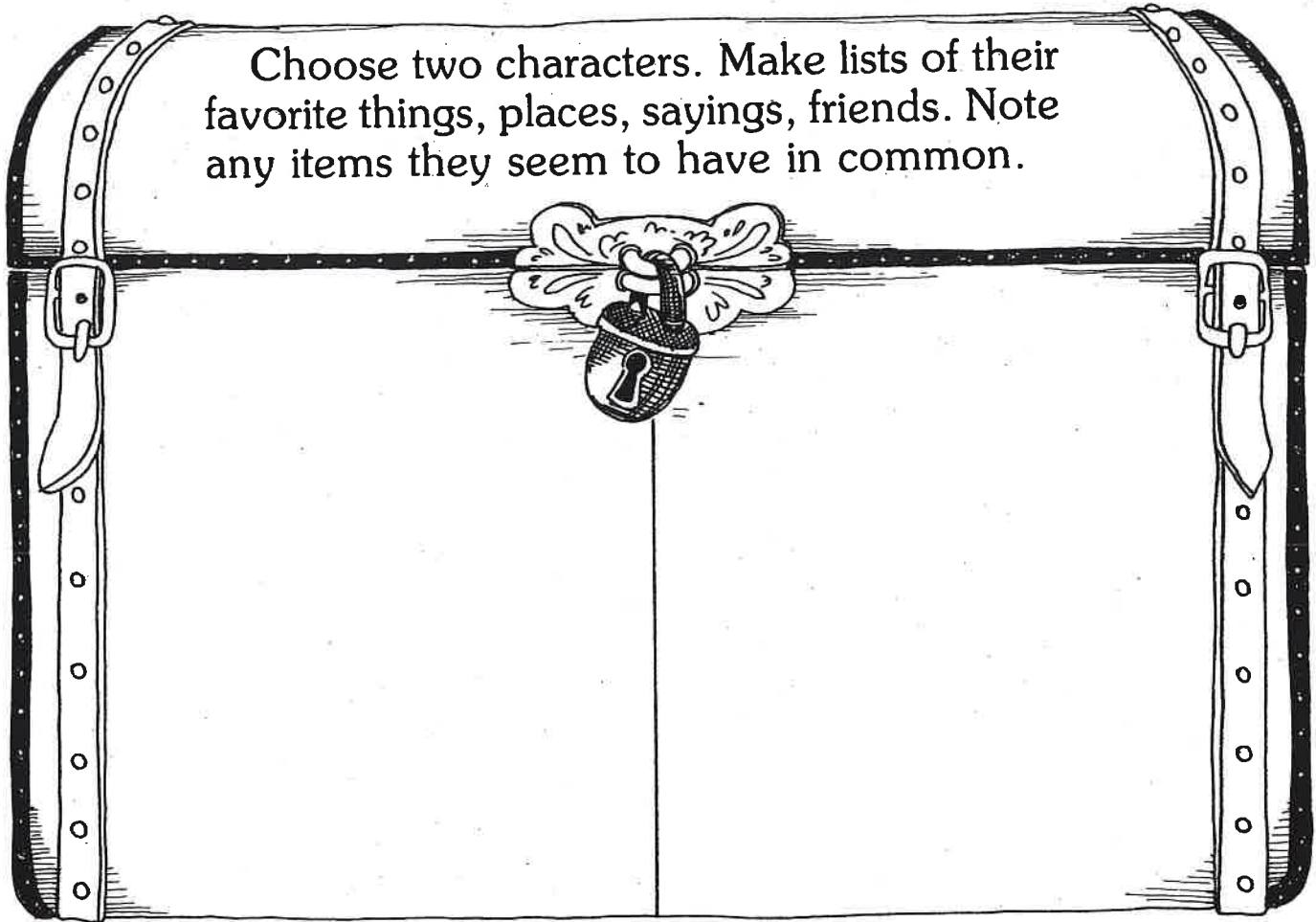
The circus master threw Pinocchio into the sea.
As a result, he got swallowed by a giant sea monster.

Think of important events in a story you have read.
Come up with your own examples of cause and effect.
Write a cause on the line next to each arrow. Write its effect on the target.

The diagram consists of three horizontal arrows pointing from left to right. Each arrow is positioned to the left of one of three circular targets. Each target has a central dot and two concentric outer rings. The targets are arranged vertically, with the top one slightly to the right, the middle one centered, and the bottom one slightly to the left.

THEIR FAVORITE THINGS

Choose two characters. Make lists of their favorite things, places, sayings, friends. Note any items they seem to have in common.



What do these lists of things tell about the personalities of each character? Write briefly about each person, describing each in general.

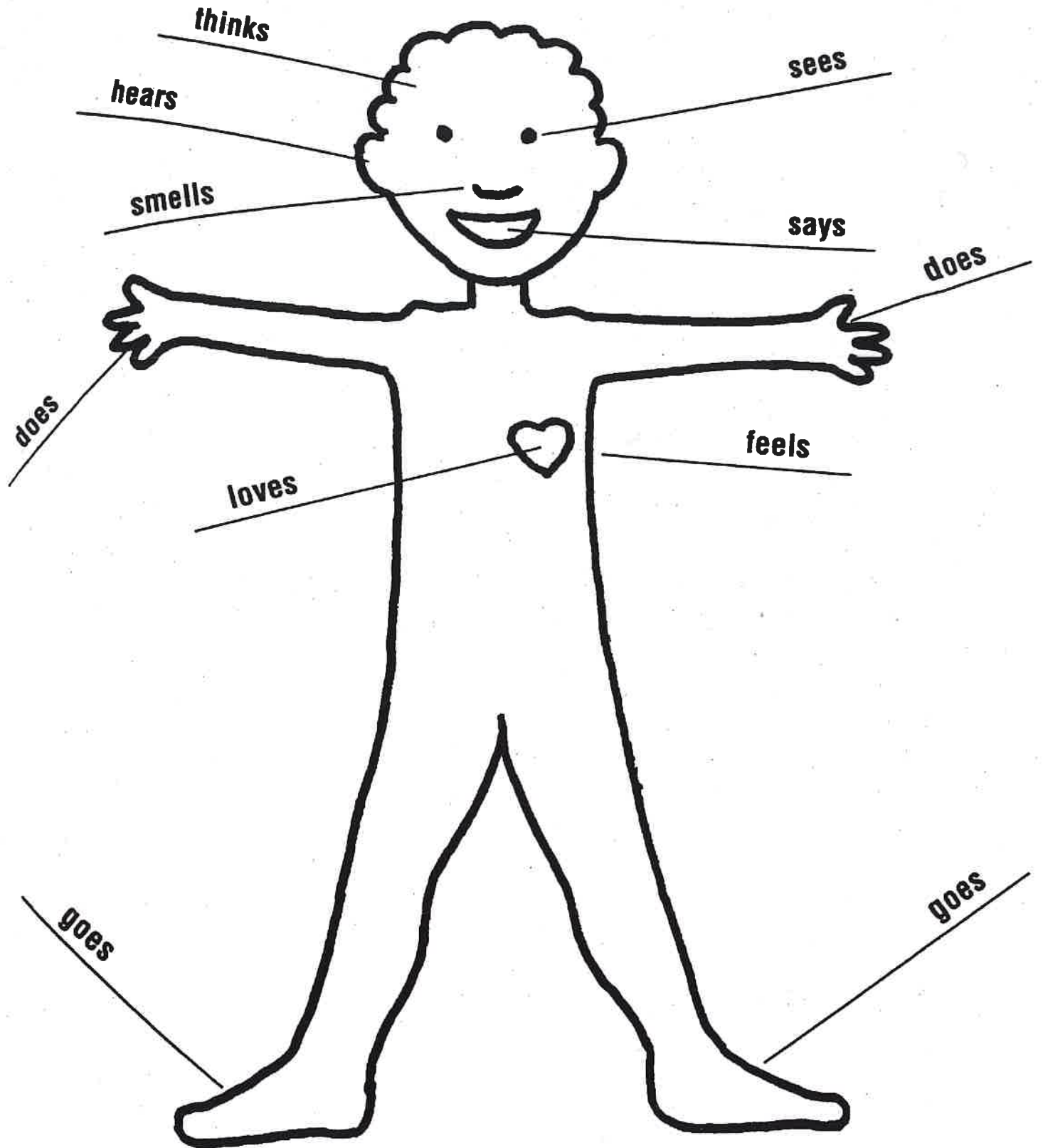
Name _____ Date _____

Getting Into Character Map

Character _____

Book Title _____

Author _____



An

SOLVE A PROBLEM

Understanding how characters solve problems can help you to analyze real-life situations.

Choose a dilemma or problem presented in the section you read.

The problem: _____

Facts: _____

How was the problem solved? _____

What other ideas would you have for solving the same problem?

What do you think is the most practical solution to a problem like this?

Name _____

SWBS: The Plot Chart



What happens in a story from the beginning until the ending is called the plot. In every story there is **SOMEBODY** who **WANTED** something. **BUT** something got in the way, **SO** the character had to solve the problem.

To finish the Plot Chart, think about your story and ask yourself the questions below. Then write your answers on the chart.

1. Who is the **SOMEBODY** in my story?
2. This character **WANTED** something. What was it?
3. **BUT** something prevented the character from getting what he or she wanted. What was it?
4. **SO** the character solved the problem to get what he or she wanted. How did the character solve the problem?



Book title _____ **Author** _____

SOMEBODY S	
WANTED W	
BUT B	
SO S	

The Big Question

When?

Who?

What?

(Central Question)

Where?

Why?

How?

Name _____

Reading Response:
Book Review

Book Review Checklist

Here are questions that will help you write a great book review. One important question is already checked for you. Pick at least three more questions to answer in your review. Put a check next to the questions you will answer. Write your answers on a separate sheet of paper. Use those answers when you are writing your review. Remember, you don't have to answer all of these questions.



What is the title of the book and the author's name?



How did the book make you feel? What happened in the book to make you feel that way?



Why did you like (or dislike) the main character?



If there is artwork, did you like it? Why or why not?



What would you change about this book? Why?



What did the book teach you about yourself or about someone else?



Did the characters in the book remind you of yourself or of anyone else? Why?



Did this book remind you of any other books. Which ones, and why?



Did the book leave you with something to think about? What?



(If you have your own question, add it here.)

Name _____

Story Tree



A Story Tree can't be planted; it needs to be built. You can build a Story Tree by following the directions below. Write each item in the correct space on the tree frame.

Write:

1. the name of the main character
2. two words that describe the main character
3. three words that describe where the story takes place (setting)
4. four words telling what the main character wanted in the story
5. five words telling what happened that almost stopped the main character from getting what she or he wanted in the story
6. six words telling how the main character got what she or he wanted in the story
7. seven words that describe the best part of the book
8. eight words telling why you would or would not tell a friend to read this book

Name _____

Story Tree (cont.)



Author _____


Book title _____

1. _____
2. _____
3. _____
4. _____
5. _____
6. _____
7. _____
8. _____



Story Card for (Title)

My rating of the book: 1-5 stars



Author

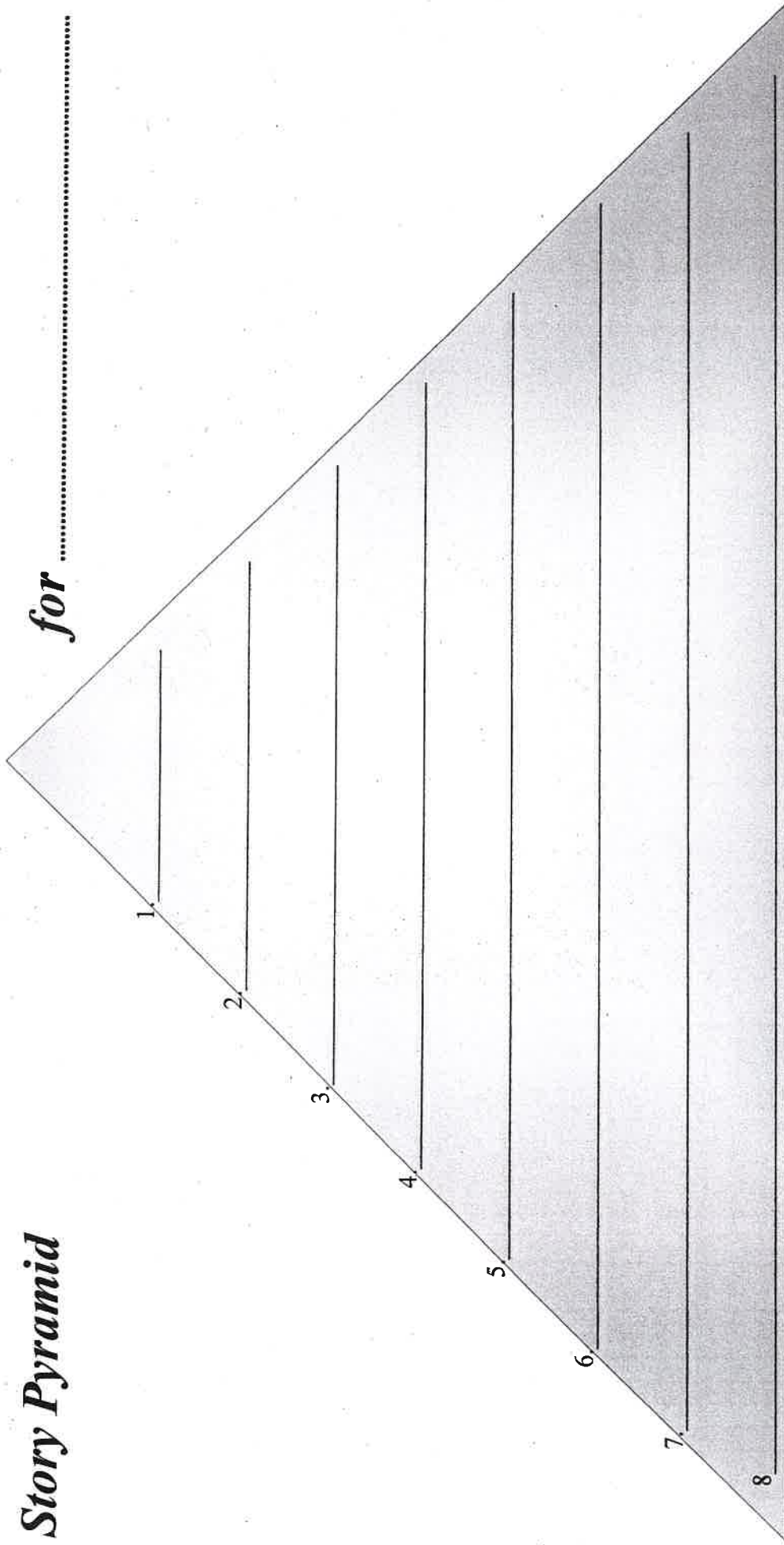
Main Characters

Problem and Events

Conclusion and solution(s) to the problem

Story Pyramid

for

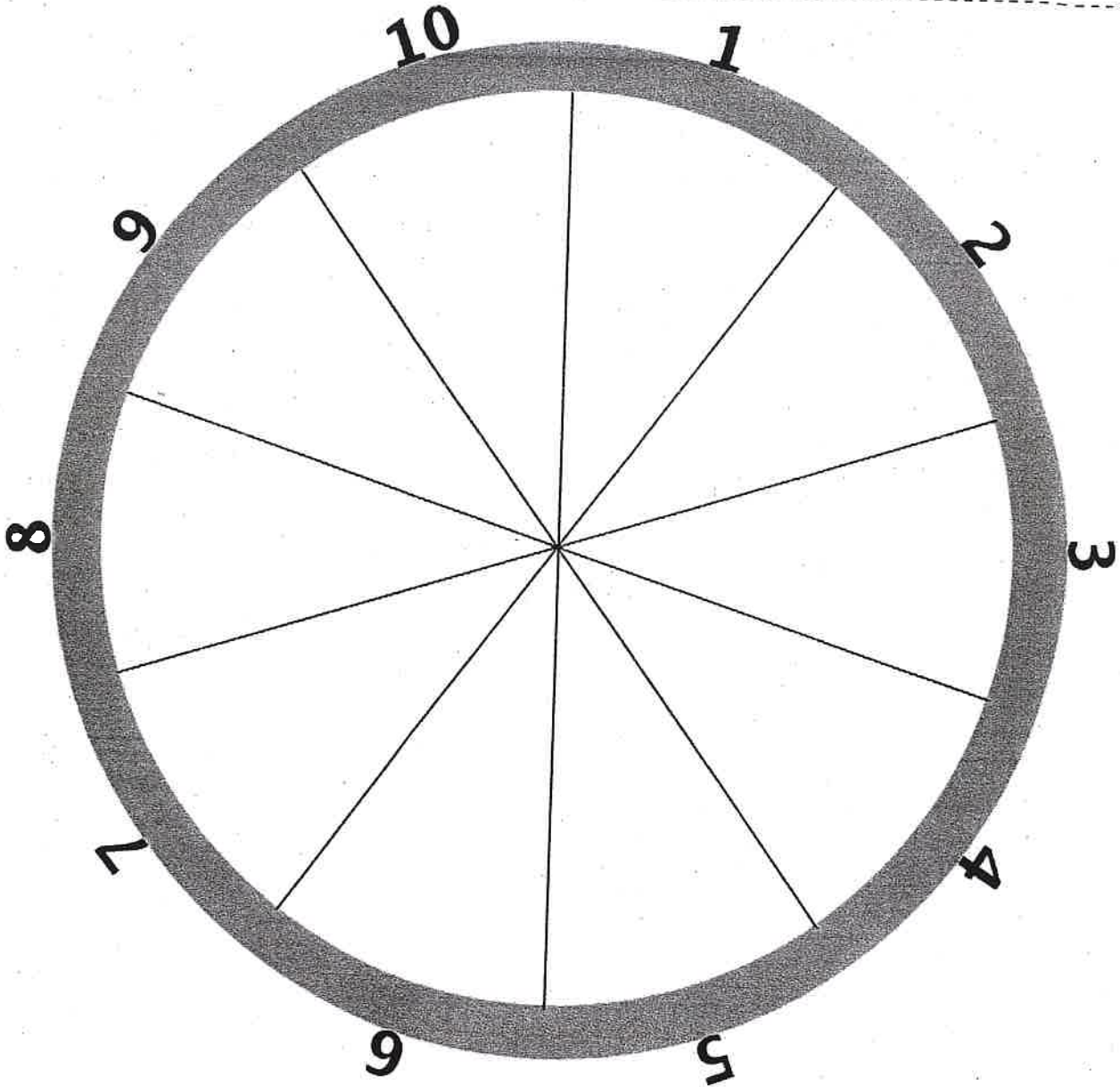


1. The main character's name
2. Two words that describe the main character
3. Three words about the setting (the places)
4. Four words about the main character's problem and goal

5. Five words about important events in the story
6. Six words about the conclusion (How does it end?)
7. Seven words about your favorite part
8. Eight words: What would you tell your friends about the story?

Story Pie for _____


1. On scrap paper, write down the 10 most important events in your story. Put the main events in the correct order and write them into the story pie below.
2. Use your story pie to tell the story to your teacher and/or a friend.



Which of the events in your story do you like best?

Name _____

Opinion Page



Below, write your opinion (what you think) about your book. If your book has chapters, give the page(s) and paragraph(s) too.

Book title _____

Author _____

1. My favorite part of the story was _____

page(s) _____ paragraph(s) _____

2. I liked the story when the character said _____

page(s) _____ paragraph(s) _____

3. I felt (circle one) happy scared surprised
 sad excited bored

(add your own) _____ when _____

page(s) _____ paragraph(s) _____

4. The story's (circle one) plot character(s) setting
reminded me of

page(s) _____ paragraph(s) _____

