



Don't Lick Envelopes...

Warning! In this workshop you will read scary stories which a friend of a friend has experienced – **Welcome to the world of Urban Legends!**

You may have come across Urban Legends already – they make their way through the Internet or via email. Some of them are pretty disgusting! Read along and you will find out why.

Collect all your work from this project in your “Don't lick envelopes”-pocket.

| | |
|--|---|
| <p><u>What a story!</u></p> <p>Read „Don't lick envelopes”.</p> <p>What do you think about it? Write a reflection on a card. Can this be true? Why? Why not?</p> <p>Use a green card if you think that the story is true, use a yellow card if you think that parts of the story are true, use a red card if you think that the story is nonsense.</p> <p>HW: Read the solutions on Moodle + summarize the story in your own words.</p> | <p>Don't lick envelopes, e-mails</p> |
| <p><u>More Urban Legends</u></p> <p>Read one new Urban Legend provided by your teacher. Design a card that will help you remember it.</p> <p>Practice telling your legend. When you feel you can tell it really well, share it with your friends. Take notes of your friends' stories on the Urban Legends grid. Then pick your favourite story and use it for the following activity.</p> |  |
| <p><u>Spreading the news: Have you heard...?</u></p> <p>Choose your favourite legend that you have heard and write it up. Post your new story on the “Have you heard...” forum on Moodle. Respond to at least 3 of the postings by next week. What do you think? Which ones are true/plausible? Which ones are fake/hoaxes? Discuss why you think so.</p> |  |

Create your own Urban Legend!

Can you make up your own story? Remember, it has to sound true but astonish your listeners/readers. Write it on a card and layout it attractively.

The Snowball Effect: Let it roll.....

You'll hear a legend from a friend. Pass it on to one other student and then write up the story on a card.

DO NOT share your cards or talk to any other student about the story you've heard!

Let's see how the story develops.



Grammar Activities:

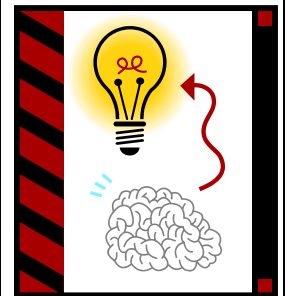
When you are not 100% sure about something and talk about your assumptions (Vermutungen) you will need the words **must, could, may** and **might**.

Read page 105 in your yellow Newby grammar and highlight important info.

Yellow book: do exercises **106** and **107** (p. 183)

Green book: do exercises **166** and **167** (p.84/85)

Walk and Talk: In order to remember the new language better, read out the sentences aloud, sing them or speak them in funny ways. Your brain will love this.



Real or Fake?

Sometimes it can be quite hard to distinguish between what is real or fake. Have a look at the pictures provided by your teacher and do the **Real or Fake Quiz**. Write down your answers.

The student with most correct answers wins!

Then check your answers with a solution sheet.

HW: Choose your favourite picture and **write an urban legend** around it! Post it on Moodle to get feedback, then print a revised version and put it into your Urban Legends pocket.

