



THE HUNGER GAMES THEME, SETTING, AND SYMBOLISM GRAPHIC ORGANIZERS WITH MAP OF PANEM ACTIVITY

CREATED BY TRACEE ORMAN

©OCTOBER 2009, UPDATED © OCTOBER 2011

www.hungergameslessons.com

www.teacherspayteachers.com/Store/Tracee-Orman

The lessons are not affiliated with Suzanne Collins, *The Hunger Games*, TheCapitol.pn, Lionsgate® Movies, or Scholastic Books.

They were designed for educational purposes. This is one lesson from my complete Hunger Games unit.

Posting on the internet is strictly forbidden. Thank you.

Copyright © 2009-2011 by Hunger Games Lessons/Tracee Orman.

THE HUNGER GAMES STUDY GUIDE

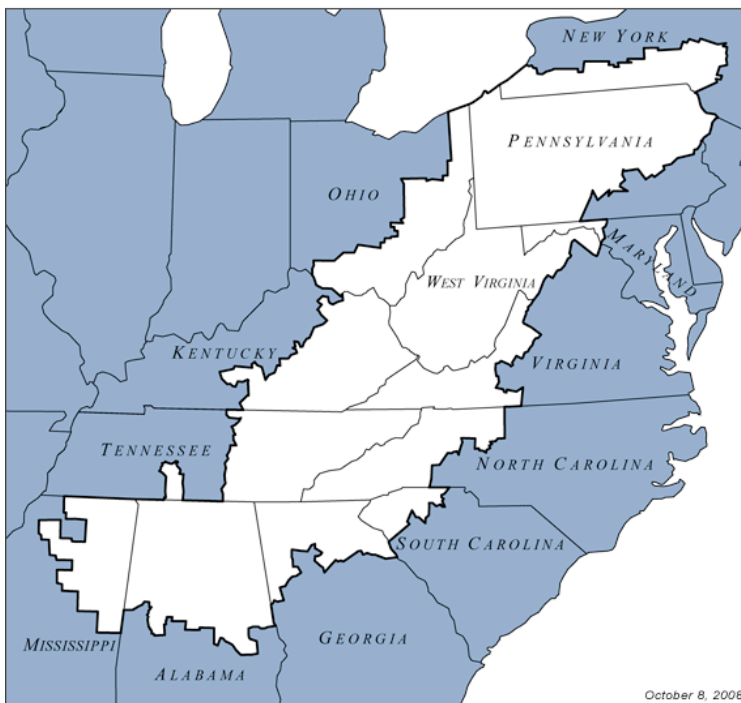
NAME: _____

THE SETTING

SETTING	Describe when and where the story takes place.
Time Period	
Place/Surroundings	
Panem	
District 12	
the Hob	
the Seam	
Capitol	

WHERE IS "APPALACHIA"?

The Appalachian Region



Source: Appalachian Regional Commission

October 8, 2008

District 12 is located in the Appalachian mountains. The population is about 8,000 people.

Where do you think District 12 is located within this region?

THE HUNGER GAMES DISTRICTS of PANEM

Name: _____

Fill in information for each of the districts using context clues, such as comments the characters make or names of the tributes. How do these bits of information help you reveal the districts' industries?

District #	Industry (for the Capitol)	Context Clues (Give Page Numbers)	Speculated Location(s)
1			
2			
3			
4			
5			
6			
7			
8			
9			
10			
11			
12			
13			

PANEM DISTRICT SEALS - IMAGES FROM THECAPITOL.PN

Analyze each district's seal. Do the images give any clues about its location in the former North America? Do the images remind you of any symbols or other images?



IMAGES ARE COURTESY OF THECAPITOL.PN

PANEM DISTRICT SEALS

NAME: _____

Analyze each district's seal. What does it reveal about its industry? Its location in the former North America? Do the images remind you of anything?

District #	What does the district seal reveal about its industry? What does the image remind you of?	Speculated Location(s)
1		
2		
3		
4		
5		
6		
7		
8		
9		
10		
11		
12		

MAP OF PANEM

NAME: _____

Panem (the former North America) consists of the Capitol city (located in the Rocky Mountains) and its 13 districts (although #13 has been destroyed). Try to locate where the Capitol and each district might be located based on its industry. Some (like #12, coal mining in the Appalachian Mountains) may be more obvious than others.



PANEM DISTRICT OCCUPATIONS

Name: _____

Look at the occupations for each district (according to TheCapitol.pn), then answer the following questions:

- A. Do these positions show any hierarchy within the district workers? (Are any of them more prestigious than the others?) Why or why not?
- B. Do the occupations help you determine the location of the district? How?
- C. Research the different jobs. Do any of them sound appealing to you? If so, which ones? Why?
- D. Which occupation would be your last choice? Why?

DISTRICT 1 - Industry: _____

Occupations: Goldsmith, Vinter, Furrier, Perfumer, Jeweler

A. _____

B. _____

C. _____

D. _____

DISTRICT 2 - Industry: _____

Occupations: Stonemason, Plasterer, Brick Mason, Brick Layer, Concrete Finisher

A. _____

B. _____

C. _____

D. _____

DISTRICT 3 - Industry: _____

Occupations: Technician, Engineer, Tester, Technical Support, Assembly Operation, Assembly Operator

A. _____

B. _____

C. _____

D. _____

DISTRICT 4 - Industry: _____

Occupations: Canner, Trawler, Ship Captain, Deckhand, Longliner

A. _____

B. _____

C. _____

D. _____

PANEM DISTRICT OCCUPATIONS, CONTINUED

Name: _____

DISTRICT 5 - Industry: _____

Occupations: Systems Analyst, Engineer, Equipment Manager, Maintenance, Plant Security Officer

A. _____

B. _____

C. _____

D. _____

DISTRICT 6 - Industry: _____

Occupations: Mechanic, Conductor, Porter, Baggage Handler, Router

A. _____

B. _____

C. _____

D. _____

DISTRICT 7 - Industry: _____

Occupations: Load Puller, Furniture Builder, Lead Climber, Carpenter, Lumberjack

A. _____

B. _____

C. _____

D. _____

DISTRICT 8 - Industry: _____

Occupations: Warehouse Manager, Weaver, Factory Worker, Designer, Dressmaker

A. _____

B. _____

C. _____

D. _____

DISTRICT 9 - Industry: _____

Occupations: Plower, Cropper, Sower, Farmer, Harvester

A. _____

B. _____

C. _____

D. _____

PANEM DISTRICT OCCUPATIONS, CONTINUED

Name: _____

DISTRICT 10 - Industry: _____

Occupations: Barn Manager, Milker, Rancher, Breeder, Butcher

A. _____

B. _____

C. _____

D. _____

DISTRICT 11 - Industry: _____

Occupations: Sorter, Farmhand, Gardener, Harvester, Irrigator

A. _____

B. _____

C. _____

D. _____

DISTRICT 12 - Industry: _____

Occupations: Coal Miner, Metallurgist, Geologist, Surveyor, Blaster

A. _____

B. _____

C. _____

D. _____

Think about...

1. What kind of jobs are available in the Capitol?

2. How do you think Capitol jobs differ from District jobs?

3. Do you think people are forced to work a certain job or do they have a choice?

CLASS STRUCTURE HANDOUT

Social Class System Models (source: Wikipedia-“social class”)

Read the following different types of class systems, then answer the questions.

1. Aztec - Aztec society traditionally was divided into classes.

The highest class were the pīpiltin or nobility. Originally this status was not hereditary, although the sons of pillis had access to better resources and education, so it was easier for them to become pillis. Later the class system took on hereditary aspects.

The second class were the mācehualtin (people), originally peasants. Eduardo Noguera estimates that in later stages only 20% of the population was dedicated to agriculture and food production. The other 80% of society were warriors, artisans and traders.

Slaves or tlacotin also constituted an important class. Aztecs could become slaves because of debts, as a criminal punishment or as war captives. A slave could have possessions and even own other slaves.

Traveling merchants called pochtecah were a small, but important class as they not only facilitated commerce, but also communicated vital information across the empire and beyond its borders. They were often employed as spies.

2. Roman Class Structure

Highest: Senatorial (political - made up of mostly nobility; consuls and senators by birth)
 Equestrian (economical - if you were wealthy enough to be an equite)

Lower Classes: Commons (plebs/vulgus - freeborn Roman citizens)
 Latins (Latini - freeborn citizens of Italy)
 Foreigners (peregrini - all freeborn people who lived in Roman territories)
 Freedpeople (liberti or libertini - people who were slaves but bought their freedom)
 Slaves (servi - chattel slavery that you are born into or sold into through war or piracy)

3. Renaissance Europe

The Mantegna Tarocchi, sets of cards made as an educational aid in Ferrara in the late 15th century, used the following hierarchy for the "Conditions of Man", largely ignoring the rural population:

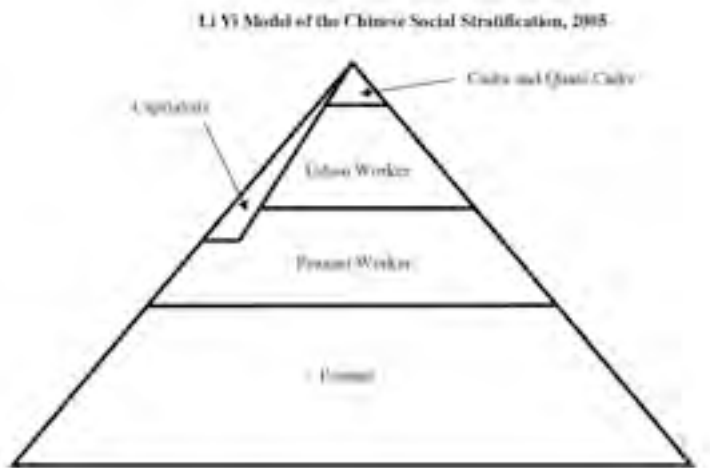
- 1 Beggar
- 2 Servant (Fameio)
- 3 Craftsman (Artixan)
- 4 Merchant (Merchadante) - presumably living mostly off income as a landlord
- 5 Gentleman (Zintilomo)
- 6 Knight (Chavalier)
- 7 Doge (Doxe)- ie a local ruler
- 8 King (Re)
- 9 Emperor (Imperator)
- 10 Pope (Papa)

4. Marx's theory

Jon Elster's explanation of Marx's schema of classes.

Social mode of production	Ruling classes	other classes	example society
a. Primitive communism	No classes		Many pre-agricultural societies
b. Asiatic mode of production	Bureaucrats or theocrats	[unnamed class]	Archaic Egyptian society
c. Slave societies	Patricians	Plebeians, freemen, slaves	Ancient Greece
d. Feudal societies	Lords	guild masters, journeymen, serfs	12th century Western Europe
e. Capitalist societies	Industrial and financial capitalists, landlords	the petty bourgeois, the peasantry, wage laborers	19th century England

5. Chinese



6. America (William Lloyd Warner's early model: 1949)

Based on social anthropology, Warner divided Americans into three classes (upper, middle, and lower), then further subdivided each of these into an "upper" and "lower" segment, with the following postulates:

- **Upper-upper class.** "Old money." People who have been born into and raised with wealth; mostly consists of old "noble" or prestigious families (e.g., Earl of Shrewsbury, Vanderbilt, Rockefeller).
- **Lower-upper class.** "New money." Individuals who have become rich within their own lifetimes (e.g., entrepreneurs, movie stars, top athletes, as well as some prominent professionals).
- **Upper-middle class.** Professionals with a college education, and more often with postgraduate degrees like MBAs, Ph.D.s, MDs, JDs, MSs, etc. (e.g., doctors, dentists, lawyers, bankers, corporate executives, head teachers, university professors, scientists, pharmacists, airline pilots, ship captains, actuaries, high level civil servants, politicians, and military officers, architects, artists, writers, poets, and musicians).
- **Lower-middle class.** Lower-paid white collar workers, but not manual laborers. Often hold Associates or Bachelor degrees. (e.g., police officers, fire fighters, primary and high school teachers, engineers, accountants, nurses, municipal office workers and low to mid-level civil servants, sales representatives, non-management office workers, clergy, technicians, small business owners).
- **Upper-lower class.** Blue-collar workers and manual laborers. Also known as the "working class."
- **Lower-lower class.** The homeless and permanently unemployed, as well as the "working poor."

HUNGER GAMES SOCIAL CLASSES

NAME: _____

Read about the different social classes in the handout, then answer the question(s) below.

1. Which model do you think resembles what Panem's social model might look like?

1. Aztec
2. Roman Empire
3. Renaissance Europe

(From Marx):

4. a. Primitive Communism
- b. Asiatic
- c. Slave
- d. Feudal
- e. Capitalist

5. Chinese

(From Warner):

6. America

2. Why do you think Panem resembles this model? _____

3. How would you classify and describe the different classes of people of Panem? List below.

SYMBOLISM: THE SEAL OF THE CAPITOL OF PANEM



Look carefully at the Capitol's seal, then answer the following questions:

- What details do you notice?
- Are any of the details symbolic of anything? Explain.
- Does it remind you of any other seals or emblems? Explain.

SYMBOLISM

NAME: _____

Symbol	How it appears in the novel	What it represents
bread (Peeta's Bread)		
dandelion		
mockingjay		
mockingjay pin		
Peeta		
the "silent salute"		
the woods		
katniss (from arrowhead plant)		
Katniss' outfits		
Rue		
Rue's flowers		
Bread from district 11		
poisonous berries		
cannon shot		

THEMES

NAME: _____

Theme	How the theme is represented or revealed in story
reality TV/ desensitization	
survival/ hunger/ starvation	
humanity/ inhumanity	
government control/ oppression	
love/friendship	
hope	
trust	
violence/war	
Others:	

THE HUNGER GAMES TRIBUTES & their DISTRICTS Fill in information for each of the districts and the tributes as you read.

District #	Tributes (Names, if known)	When/How they die & who kills them (If known)
1	Female:	
	Male:	
2	Female:	
	Male:	
3	Female:	
	Male:	
4	Female:	
	Male:	
5	Female:	
	Male:	
6	Female:	
	Male:	
7	Female:	
	Male:	
8	Female:	
	Male:	
9	Female:	
	Male:	
10	Female:	
	Male:	
11	Female:	
	Male:	
12	Female:	
	Male:	

Answers can be found in the separate file - Teacher's guide
Excellent Resources for Teachers:

www.hungergameslessons.com



www.classroomfreebies.com

www.thelessoncloud.com



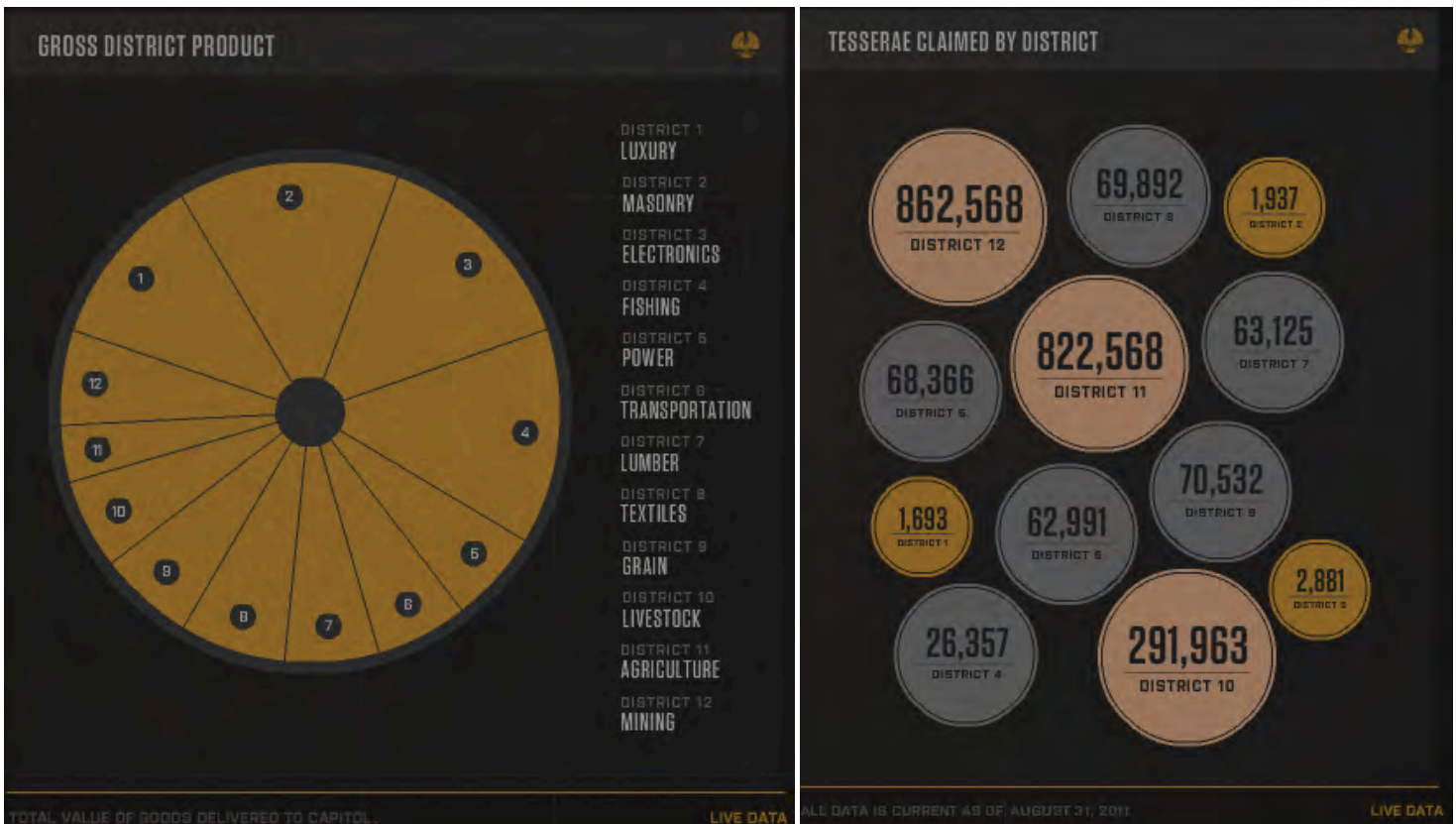
www.hungergamesdwtc.net



www.hgfiresidechat.com

New Information from the website www.TheCapitol.pn

These images are from the website www.TheCapitol.pn, which is sponsored by Scholastic Books and Lionsgate films. Fans can register and be placed in a district (I'm district 7). So far, it is unknown what registered users will "do" on the site, but speculation by the fandom is that it will be some sort of role-play activity.



Teachers:

Please note that these materials are for educational purposes only. Also, please refrain from posting the maps or information contained in this file on the internet as it is copyrighted. You may use my blog as a link to your website for information about Panem and a sample map:

<http://www.hungergameslessons.com>

Thank you so much for cooperating!

-Tracee Orman

Find out why my Hunger Games Unit is the #1 best-selling product on TeachersPayTeachers!

To find this product as a Word document and over 400 Hunger Games related files, you can purchase the [CD version](#) of my unit. It has most of the documents in three formats: PDF, Word, and Pages (Mac) and is packed with lessons, activities, and more--over 400 files!

I also have CDs for [Catching Fire](#) and [Mockingjay](#).

Buy all three for a huge discounted price:

[Hunger Games Trilogy Teaching Units](#)

Find them all by clicking the links, or in my store:

<http://www.teacherspayteachers.com/Store/Tracee-Orman>

Thank you for supporting teachers from all over the world on TeachersPayTeachers!