

Dear participants of the seminar „Reading is Fun”

Building language competence through extensive reading

Dr. Elisabeth Pölzleitner

I am looking forward to meeting you all online on March 9th to 11th.

Such long online seminars can work very well if certain requirements are fulfilled. Let me explain my plan.

1. We will meet on Zoom. If you have never worked on Zoom, please try out the link before and install the zoom client on your computer. As soon as you go to the meeting, you will be prompted to download this mini program anyway. We need the zoom client because we will be working in breakout rooms in several phases. If you are only participating in your browser, you cannot do this. You do NOT need your own Zoom account for this purpose.






Our seminar starts at 8.00. I will be there from 7.45 on, so you can all join without stress and make sure your camera and microphones are working properly. This also gives us the chance to chat a bit before the official start of the seminar.

<https://us02web.zoom.us/j/86304791348?pwd=bGQxNDVtamhBbjhOMUJvWFF1TGZWVWQT09>

Meeting ID: 863 0479 1348 Passcode: 631827

2. We will organize the day, just like in a regular seminar. We will have a coffee break in between. Please find the exact times here.

Day 1: Time Austria	Day 1: Tuesday, March 9th Time in Guatemala	Topics
15:00-16:30	8:00-9:30	<ul style="list-style-type: none"> ○ Intro: ○ Kids who read succeed: a short overview of the research on reading ○ Improving reading strategies ○ Early starts for beginners
16:30 – 17:00	9:30- 10:00 coffee break	
17:00- 18:30	10:00 – 11:30	<ul style="list-style-type: none"> ○ Reading diaries for all ages
Day 2	Day 2: Wednesday, March 10th	
15:00-16:30	8:00-9:30	<ul style="list-style-type: none"> ○ Reading projects for intermediate learners
16:30 – 17:00	9:30- 10:00 coffee break	
17:00- 18:30	10:00 – 11:30	<ul style="list-style-type: none"> ○ Exploring more projects for different age-groups. ○ Working with discussion prompt cards ○ Wetting the learner’s appetite: creative book-choosing activities
Day 3	Day 3: Thursday, March 11th	
15:00-16:30	8:00-9:30	<ul style="list-style-type: none"> ○ Creative booklets for all ages
16:30 – 17:00	9:30- 10:00 coffee break	
17:00- 18:30	10:00 – 11:30	<ul style="list-style-type: none"> ○ Creative book presentations – in class and online

3. Please participate very actively during the seminar and have your camera and microphone on. Zoom works very smoothly and we can have normal, spontaneous interactions as long as we all see

each other. In case of loud background noise in your home (vacuum cleaners, dogs,...) turn your microphones off.

4. Normally, you would get a printed **handout for this seminar**. Since this is not possible at the moment, I am sending you the handout as a pdf file. The handout is very fat – almost a book – and will be an important resource for your work in school. If you have a chance to print it (double sided), that would be great. Otherwise, please have the handout ready on your desktop, so we can work with it during the seminar. Those of you who also have a tablet or i-pad, use these to work with the handout on the side. You can also upload the handout to your Kindle and use it there.

[Download the handout from this link.](#)

I am looking forward to meeting you all online on Tuesday, March 9th. I hope to be able to convince you that (almost) all your learners can enjoy reading and profit a lot from it.

All the best,

Lis Pölzleitner