

ICT and Web-tools for language teachers

Using web-tools **actively**

- For speaking (elevator speeches, interviews, radio shows...)
- For presenting a topic
- For brainstorming and sharing ideas
- To give the learners an audience (and therefore produce high quality work they will be proud of)
- To learn from each other
- To work independently
- To get immediate feedback

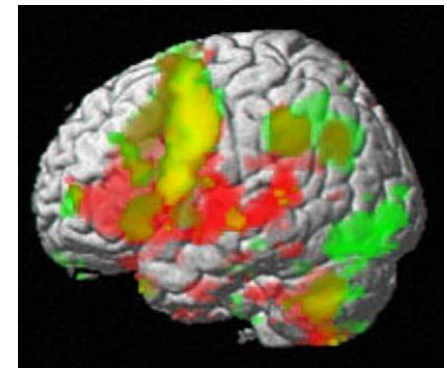


Why speaking to an audience is so efficient

Depth of processing

In order to speak about a topic and present it to the class learners must

- actively engage with the topic in order to understand it
- actively decide what is important and relevant for their presentation
- actively plan how to present it (outline)
- plan and prepare the necessary language (vocabulary)
- practice their presentation a few times – listen to themselves critically before posting their final version
- and in all these steps activate huge neural networks across their whole brains.



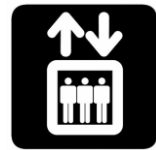
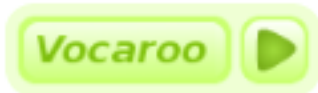
My favorite tools

Audio tools



Clyp - Record and Share Audio

Clyp Music & Audio ★★★★★ 320
Parental guidance
This app is compatible with all of your devices.



Use these for **elevator speeches!!!**

On phones:



Then share via email or

Moodle

Brainstorming



padlet



Video tools



Screen casting tools



Find out more on these websites

www.liveworksheets.com

<https://learningapps.org/>

also try: **H5P** (on Moodle)

Stannard Russel's Teacher training videos

<http://www.teachertrainingvideos.com/>

Lis Pölzleitner's practical examples:

epep.at – page: Web & ICT

http://epep.at/?page_id=2575