

PS 2

Communicative Grammar

**Course handout and
“An Introduction to Cognitive Communicative Grammar”
by David Newby**



Teach him to think for himself? Oh, my god, teach him rather to think like other people!

‘Would you tell me, please, which way I ought to go from here?’
‘That depends a good deal on where you want to get to,’ said the Cat
‘I don’t much care where -’ said Alice.
‘Then it doesn’t matter which way you go,’ said the Cat.
‘- so long as I get *somewhere*,’ Alice added as an explanation.
‘Oh, you’re sure to do that,’ said the Cat. ‘If



CONTENTS OF THE HANDOUT

Contents

Content of the course..... 3

Communicative Grammar- Course Requirements and Assessment 5

Term paper – Fachdidaktik PS 2 6

An Introduction to Cognitive Communicative Grammar..... 8

for teachers. 8

1: What is Pedagogical Grammar? 8

 1.1 Why do pupils learn grammar? 8

 1.2 Tasks of pedagogical grammar..... 8

 1.3 Competences of PS 2 – EPOSTL..... 8

 1.4 The Austrian school curriculum 10

 AHS-Lehrplan, Unterstufe. Didaktische Grundsätze:..... 10

 1.5. Approaches to Pedagogical Grammar..... 10

 1.6 Three areas of theory..... 12

2: What is Grammar?..... 12

 2.1 Definitions of grammar 12

 2.2 Cognitive+Communicative Grammar (C+C Grammar) 13

 2.3 Grammar as a Communicative Event..... 13

 2.4 C+C Definition of Grammar 14

3: Grammar - rules and objectives 14

 3.1 Grammar rules 14

 3.2 Ways of setting grammatical objectives 15

 3.3 Notional Grammar 15

 Grammatical frames..... 18

 3.4 Selection and grading..... 19

4: Learning grammar 22

 4.1 What has to be learnt?..... 22

 4.2 Aspects of learning theory 22

 Types of knowledge..... 23

 Explicit and implicit knowledge 23

 Means of acquiring knowledge – deductive vs. inductive 23

 4.3 Cognitive approaches to learning – general hypotheses 23

 Hypotheses and pedagogical implications of a Cognitive view of learning 24

 4.4 Processes, styles, strategies, commitment 24

 Language learning processes 25

 Learning preferences (learning styles)..... 25

 Learning strategies..... 26

Commitment filter	26
4.5 Learning stages.....	27
Cognitive learning stages	27
Pedagogical uses of learning stages	29
5: Grammar Pedagogy – a C+C approach	30
5.1 What makes a ‘good’ grammar activity?	31
Factors that support learning	31
Principles and criteria for assessing grammar activities.....	32
5.2 Pedagogical Principles.....	32
5.3 Communicative grammar activities	33
Communicative criteria for assessing grammar exercises.....	34
Traditional vs. Communicative Grammar	35
6: Evaluating grammar activities	36
Categories to be used in analysis	36
Written grammar exercises – checklist of item types.....	37
First impressions: grid for analysing grammar activities demonstrated in class	38
7: Grammar activities	39
Examples of written exercisesEnglish in Use paper – standardisierte Reifeprüfung 2009.....	45
Oral grammar activities.....	48
BIBLIOGRAPHY - Pedagogical Grammar	51
Elisabeth Pölzleitner’s Grammar Quick Checker:	52

Content of the course

The course *Communicative Grammar* is both theoretical and practical in nature. As far as theory is concerned, we shall be considering how learners learn grammar most effectively and efficiently. As far as practice is concerned, we shall consider how teachers might facilitate learning through pedagogy – grammar materials and activities. In particular, we shall take a critical look at traditional grammar practices and consider Communicative alternatives.

Aims of course

- You will have a greater understanding of what ‘**Communicative**’ **grammar** means and how it differs from traditional grammar.
- You will increase your understanding of **grammar rules** – seen from a ‘Notional’ perspective.
- You will have a deeper understanding of **how grammar** is learnt and **how pedagogy can support learning**.
- You will be shown lots of **examples of Communicative grammar activities** which might be used in your own teaching.
- You will be able to **analyse grammar activities** – exercises, games etc. according to theoretical categories and assess their effectiveness.
- You will develop an ability to **adapt existing grammar activities** to make them more effective and to **design activities** of your own.

Theory

All language teaching, whether of grammar or other aspects, must be based on some kind of theory. Achard (2004: 176) states that ‘no pedagogical decision can be made in the absence of a learning theory’. The theory of this course derives from what is called ‘**Cognitive+Communicative Grammar**’ (C+C Grammar). This **theory** was first formulated in:

Newby (2003) *A Cognitive+Communicative theory of pedagogical grammar*. (Graz University: Habilitationsschrift)

During the semester, you will be given three articles which explain the main aspects of the theory of C+C Grammar. These can be downloaded from the Anglistik Fachdidaktik Home Page or from your Moodle page. The articles are:

Newby, D. (2012) "Pedagogical Grammar". In: M. Byram, ed. *Encyclopedia of Language Teaching and Learning (2nd edition)*. New York: Routledge.

This provides a short overview of issues relating to **pedagogical grammar**.

Newby, D. (1998) "Theory and Practice in Communicative Grammar". In: R. de Beaugrande, M. Grosman, and B. Seidlhofer, eds. *Language Policy and Language Education in Emerging Nations. Series: Advances in Discourse Processes Vol. LXIII*. Stamford: Ablex Publishing Corporation. 151-164.

This explains, in particular, a **Notional** approach to grammar

Newby, D. (2008) "Pedagogical Grammar: A Cognitive+Communicative Approach". In: W. Delanoy and L. Volkman (Eds.) *Future Perspectives for English Language Teaching*. Heidelberg: Universitätsverlag Winter, 29-44

This outlines both **Cognitive** and **Communicative** aspects

C+C theory leads to a quite different pedagogy from that of traditional grammar. It is important that you understand the main theoretical categories if you are to pass the course.


Practice

All the theoretical aspects discussed in the course will be illustrated by means of practical examples: oral activities and written exercises which we shall try out together in class and which you will analyse. Many of the activities discussed will be taken from David Newby's grammar books (see below). Other materials will be taken from school textbooks currently used in Austrian schools or from Elisabeth Pölzleitner's homepage: <http://epeg.at>

For your class assignments and Seminararbeit, you will need to consult school textbooks. Several copies of most books are available in the Institute library. You can find a list of approved textbooks on the Anglistik/Fachdidaktik homepage.


Materials used in PS 2

The theories discussed in class have been implemented in David Newby's **reference grammar book**, which is approved for use in Austrian schools, and the accompanying book of activities:



Newby, D. (1989) *Grammar for Communication*. Vienna: Österreichischer Bundesverlag

Newby, D. (1992) *Grammar for Communication – Exercises and Creative Activities*. Vienna: ÖBV



We shall use both of these books during the course. The way of describing grammar, the grammar rules and the communicative activities you will find in them strongly reflect the theoretical aspects of grammar to be discussed in the course. You are strongly advised to buy copies - at least of *Grammar for Communication* as we shall use it regularly. They will also be useful to you in your teaching career. The books are available from Buchhandlung Dradiwaberl in Zinzendorfsgasse. Some copies are available in the University library.

Photocopiable card games and grammar activities

We shall try out and analyse in class several card games and grammar activities. Photocopiable sheets of these games can be found on Elisabeth Pölzleitner's homepage epeg.at or on the Moodle page of this course.

Moodle

We shall make extensive use of the MOODLE platform. You must consult it regularly for information and upload your assignments regularly and on time. All course communication will go through this Moodle platform.

Communicative Grammar- Course Requirements and Assessment

To profit most from this course make sure you

- attend the lessons regularly
- participate actively and ask lots of questions
- do your weekly assignments in order to come to class prepared.

To pass the course you will:

- Carry out regular out of class **assignments** and **reading tasks**
- Hold an **oral presentation** related to one of the **assignments** (in groups).
- Write a **term paper** in which you will plan, analyse and evaluate grammar teaching materials
- Carry out an online **Self-Assessment task** from the *European Portfolio for Student Teachers of Languages* (EPOSTL). You will begin this in the next two weeks and continue till the end of the semester. (See separate handout: *Self-Assessment of EPOSTL descriptors*)

Weekly assignments

The weekly assignments will relate to topics that we have discussed in class or topics that will be discussed in the following session. It is very important that you take these assignments seriously and upload your work to the Moodle databank by Sunday midnight every week.

You may work on assignments individually or in groups. If you work in groups, each person must upload the assignment. In this case, you must clearly state who else has worked with you on this assignment. Please write the group members' names in the first line of your document .

Oral presentation:

Each week, one or two groups will be asked to present their assignments at the beginning of the next class. Presentations must not last longer than **20 minutes**.

During these presentations compare your own work on this topic to the materials being presented. Ask critical questions and use the resulting discussions to clarify any open questions or problems you might still have.

Term paper: (Find details on how to write your term paper on Moodle on the following page.)

You will write a short term paper focusing on grammar teaching materials, which you will select, describe and analyse. You will discuss activities you find in school textbooks or supplementary materials or materials of your own design/adaptation.

Deadline

Your term paper must be handed in by **January 8th**. Otherwise a mark of *nicht genügend* will be recorded. You must hand it in both in paper form to the secretary (room 328) and also provide an electronic version – uploaded to Moodle.

Term paper – Fachdidaktik PS 2

Group: Pölzleitner

Aim: The aim of your paper is to show that you have understood the theoretical concepts of communicative grammar teaching AND can apply them to your teaching.

To do this your term paper will consist of a short introduction, a practical and a theoretical part. You may work with a partner as long as you share the workload evenly and cooperate actively in all stages of the project (see details at the bottom).

Preparation

Choose a grammar topic and a group of learners (age, level).

Consult the course handout and revise the theoretical concepts. Also, read the articles which have been uploaded during the course or other books about methodology of grammar teaching.

Introduction: Why teach C+C grammar? What does it mean?

You have exactly four pages to introduce the basic ideas and concepts of C+C grammar. Imagine writing this introduction for future colleagues in school who might not know a lot about C+C grammar. The aim of your introduction is to explain the most important categories and concepts that you will be using in your analyses in section III, and to subtly convince your colleagues to reconsider their approach to grammar teaching.

You may wish to refer to the course handout, to the articles on Moodle or to other books you have read. This section may also contain tables, graphs or other tools that help you get your message across as efficiently as possible.

Practical Part: Teaching materials for three lessons

In the practical part plan in detail how you would introduce and practice your chosen topic in class. Plan **three lessons + homework and one testing activity** that could be used later in the Schularbeit). All your materials must meet the criteria of efficient communicative tasks that we have discussed in this course.

You may use tasks and activities from published textbooks, grammar reference books or online materials. If necessary adapt and improve them or design your own activities. Do not forget to quote your sources carefully. Organize your materials clearly and write clear instructions for the learners. Layout your materials nicely so they could be used in class.

Tip: If you design your own activities always try them out. Check if you would actually use the language you were expecting or if you'd have to force yourself to use it in unnatural ways.

Theoretical Part: Analysis

In the theoretical part of your paper demonstrate your ability to **analyze** the activities you have chosen and show how the principles and theoretical categories discussed in the course are **relevant to your teaching**. Use the “grammar quick checkers” and the list of categories in 7.1 (*Evaluating grammar activities*) to help you in your analysis. Decide which categories are most meaningful for your particular topic. Always start with *grammatical objective* and *learning aim*. When you use categories to analyse activities (e.g. cognitive learning stages etc.) you must explain why you think a particular exercise can be assigned to a certain category. For example, if you think an exercise corresponds to the ‘proceduralisation’ stage, explain **why** you conclude this.

Length

Your paper should be **not more than 15 pages** in length (excluding contents, bibliography etc.). It must comply to the usual requirements for writing an academic paper (format, bibliography etc.). Avoid wordy bla-bla and show that you can express your thoughts clearly and efficiently.

Deadline

Your paper must be handed in by **January 8th**. Deadlines are important for teachers.

A note on pair-work: Pair-work can be very efficient and can help both partners to learn from each other and critically test their own knowledge and understanding. If you decide to do this project with a partner make sure you

- brainstorm and plan your project together
- discuss in detail why you think the exercises and activities of your choice are efficient and fulfill all the criteria of C+C grammar teaching.
- share both the practical and theoretical work evenly between you
- try and test each other's activities and ideas to see if they really work
- critically proofread each other's contributions and cooperate in improving and polishing them

Pair-work is NOT: one person doing the work while the other partner is having coffee.

An Introduction to Cognitive Communicative Grammar for teachers.

© David Newby, 2013

1: What is Pedagogical Grammar?¹

1.1 Why do pupils learn grammar?

'The overall aim of learning grammar is to be able to express your own ideas in real situations in language that is as correct, meaningful and appropriate as possible. It is my teacher's task to facilitate this grammatical skill with maximum efficiency.'

1.2 Tasks of pedagogical grammar

The focus of this course will be pedagogical grammar (PG), which can be defined as follows:

Pedagogical grammar refers to measures taken by teachers, learners, materials designers, grammarians etc. to facilitate the development of grammatical competence and the skill of using grammar.

The main tasks of pedagogical grammar are the following:

- a) **Grammar rules:** describe grammar based on a suitable theoretical model in ways that are transparent for learners; use of appropriate metalanguage/terminology
→ pedagogical reference grammar, school textbook, lessons etc.
- b) **Selection & grading:** delimit those areas of grammar to be presented to the learner and establish criteria for the sequencing of grammar
→ curriculum, school textbook etc.
- c) **Grammatical objectives:** decide how to specify grammatical objectives
→ reference grammar, school textbook, lesson plans, teaching materials etc.
- d) **Learning aims and processes:** consider aims of individual exercises of sequence of teaching in terms of learning processes; how can learning processes be activated and supported?
→ lesson plans, school textbook, teaching materials etc.
- e) **Methodology:** devise methodology to facilitate learning - presentation forms, exercises, activities etc.
→ school textbook, teaching materials etc.
- f) **Testing grammar:** select areas of grammar and exercise types which fulfil criteria of testing theory (validity, reliability etc.)
→ Schularbeiten, Matura etc.

1.3 Competences of PS 2 – EPOSTL

It follows from the above definition of PG that a variety of competences listed in the *European Portfolio for Student Teachers of Languages* (EPOSTL) will be developed in this course. The most important are the following:

¹ Extracts from Newby, D. (2008) 'Pedagogical Grammar: a Cognitive+Communicative Approach', in *Future Perspectives for English Language Teaching*, Carl Winter (Heidelberg)



E P O S T L		SELF ASSESSMENT
Category	Descriptors	
Learning aims & needs	<p style="text-align: right;"><i>Context: Aims and Needs (p16)</i></p> <p>2. I can take account of overall, long-term aims based on needs and expectations.</p> <p>4. I can take into account the cognitive needs of learners (problem solving, drive for communication, acquiring knowledge etc.).</p> <p>5. I can take into account the affective needs of learners (sense of achievement, enjoyment etc.).</p>	
Grammatical objectives	<p style="text-align: right;"><i>Lesson Planning: Identification of Learning Objectives (p34)</i></p> <p>5. I can decide whether to formulate objectives in terms of skills, topics, situations, linguistic systems (functions, notions, forms etc.).</p>	
Grammar rules	<p style="text-align: right;"><i>Methodology: Grammar (p27)</i></p> <p>3. I can deal with questions learners may ask about grammar and, if necessary, refer to appropriate grammar reference books.</p> <p>4. I can use grammatical metalanguage if and when appropriate to the learners' needs.</p>	
Learning processes & Methodology	<p style="text-align: right;"><i>Methodology: Grammar (p27)</i></p> <p>1. I can introduce a grammatical item and help learners to practise it through meaningful contexts and appropriate texts.</p> <p style="text-align: right;"><i>Methodology: Grammar (p27)</i></p> <p>2. I can introduce, and help students to deal with, new or unknown items of grammar in a variety of ways (teacher presentation, awareness-raising, discovery etc.).</p> <p style="text-align: right;"><i>Methodology: Grammar (p27)</i></p> <p>5. I can evaluate and select grammatical exercises and activities, which support learning and encourage oral and written communication.</p> <p style="text-align: right;"><i>Lesson Planning: Lesson Content (p35)</i></p> <p>5. I can plan activities which link grammar and vocabulary with communication.</p> <p style="text-align: right;"><i>Independent Learning: Virtual learning Environments (p49)</i></p> <p>2. I can use various ICT resources (email, Web sites, computer programmes etc.)</p> <p style="text-align: right;"><i>Methodology: Speaking/Spoken Interaction (p22)</i></p> <p>12. I can evaluate and select a range of oral activities to develop accuracy (grammar, word choice etc.).</p> <p style="text-align: right;"><i>Methodology: Writing/Written Interaction (p24)</i></p> <p>12. I can evaluate and select writing activities to consolidate learning (grammar, vocabulary, spelling etc.).</p>	
Testing grammar	<p style="text-align: right;"><i>Assessment: Designing Assessment Tools (p52)</i></p> <p>1. I can evaluate and select valid assessment procedures (tests, portfolios, self-assessment etc.) appropriate to learning aims and objectives.</p> <p style="text-align: right;"><i>Assessment: Self- and Peer Assessment (p54)</i></p> <p>1. I can help learners to set personal targets and assess their own performance.</p> <p style="text-align: right;"><i>Assessment: Error analysis (p57)</i></p> <p>3. I can deal with errors that occur in class in a way which supports learning processes and communication.</p> <p>4. I can deal with errors that occur in spoken and written language in ways which support learning processes and do not undermine confidence and communication.</p>	

1.4 The Austrian school curriculum

AHS-Lehrplan, Unterstufe. Didaktische Grundsätze:

1. Als übergeordnetes Lernziel in allen Fertigungsbereichen ist stets die Fähigkeit zur erfolgreichen Kommunikation – die nicht mit fehlerfreier Kommunikation zu verwechseln ist – anzustreben. Somit sind die jeweiligen kommunikativen Anliegen beim Üben von Teilfertigkeiten in den Vordergrund zu stellen.
2. Der Vermittlung von Wortschatz und Grammatik in vielfältig kontextualisierter und vernetzter Form ist größtes Gewicht beizumessen, zB ist Vokabular, wo immer möglich, in Kollokationen, Redewendungen und Phrasen mit impliziter Grammatik einzubetten.
3. Der funktionale Aspekt der Grammatik hat Vorrang gegenüber dem formalen Aspekt.
4. Generell sind die situative Einführung und ein induktives Erschließen grammatischer Sachverhalte *aus kommunikativen Zusammenhängen und Textbeispielen* anzustreben.
5. Grammatische Teilsysteme dürfen sich keineswegs verselbstständigen und wegen ihrer leichteren Überprüfbarkeit indirekt zum eigentlichen Lernziel des Fremdsprachenunterrichts werden.
6. Wo es sinnvoll ist, sind grammatische Strukturen besser ohne Regelformulierung als lexikalische Einheiten zu vermitteln.



In the section on ‘Context: Curriculum’ one **EPOSTL** descriptor states:
 I can understand the requirements set in national and local curricula. (p15)
 Read the statements from the Lehrplan and consider:
 a) Do they reflect the ways in which you were taught grammar at school?
 b) How might these statements influence your teaching?

1.5. Approaches to Pedagogical Grammar

As Chalker points out, there tends to be a tacit assumption among many students, teachers and pedagogical grammarians that there exists what she calls a single, ‘God’s truth’ view of grammar: ‘traditional’ ways of categorising and describing grammar based on formal, rather than semantic, categories (1994: 42). However there are different ways of approaching grammar, based on the theories that may underlie them. We shall be discussing four approaches to grammar:

- a) Traditional grammar
- b) Communicative grammar
- c) Acquisition-based grammar
- d) Cognitive grammar

These are summarised in the table on the next page.

Reading assignment

Download and read the following article from the Fachdidaktik website or Moodle:

Newby, D. (2012). Pedagogical Grammar.

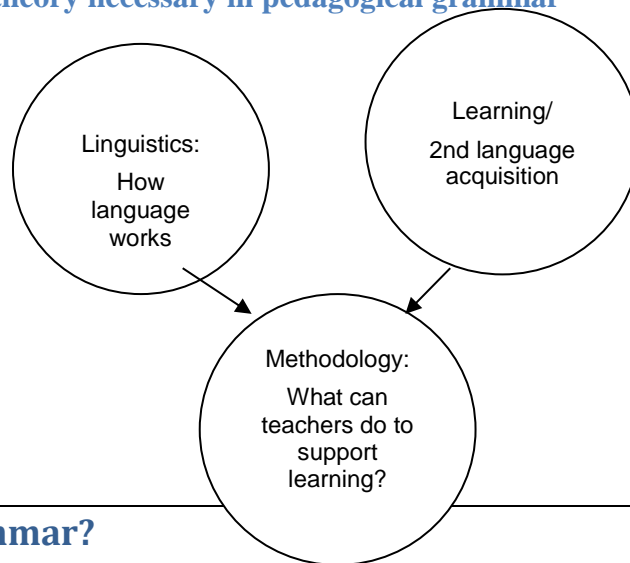


Figure 1: Summary of approaches to grammar (based on Newby, 2002)

Label	Some key concepts	View of language	View of learner	View of teacher
Traditional grammar	grammatical structures; deductive learning of rules; accuracy; controlled practice; 'PPP'	system of forms which express meanings	student as a knower of language	teacher informs and controls
Communicative grammar	communicative competence; context; fluency; notions & functions; skills; interaction; inductive learning	language as a means of social interaction; communicative events; system of meaning options	student as a user of language	teacher manages contexts for communication
Acquisition-based grammar	naturalistic acquisition; comprehensible input; intake	language as a set of innate mental processes; universal grammar	student as an acquirer of language (as in L1)	teacher provides comprehensible input
Cognitive grammar	learner-centred, cognitive processes, styles and strategies; learning stages awareness-raising; constructivism	language as concept formation within more general knowledge structures, information processing	student as a responsible learner of language	teacher facilitates awareness and supports learning

1.6 Three areas of theory

Figure 2: Areas of theory necessary in pedagogical grammar



2: What is Grammar?

2.1 Definitions of grammar

Grammar can be defined in various ways, as these examples show:

Definition 1. Lock, *Functional English Grammar* (1996: 4)

‘Grammar includes two aspects: (1) the arrangement of words and (2) the internal structure of words.’

Definition 2. Batstone, *Grammar* (1994: 4)

‘At its heart, then, grammar consists of two fundamental ingredients - syntax and morphology - and together they help us to identify grammatical forms which serve to enhance and sharpen the expression of meaning.’

Definition 3. Ur, *Grammar Practice Activities*, (1988: 4)

‘Grammar may be roughly defined as the way a language manipulates and combines words (or bits of words) in order to form longer sentences.’

Definition 4: Ur, *A Course in Language Teaching*, (1996: 87)

‘One possible definition might be: Grammar is a set of rules that define how words (or parts of words) are combined or changed to form acceptable units of meaning within language.’

Definition 5. Leech, Deuchar, Hoogenraad, *English grammar for today*. (1982: 3)

‘We shall use grammar in reference to the mechanisms according to which language works when it is used to communicate with other people. We cannot see this mechanism concretely because it is represented rather abstractly in the human mind. One way of describing this mechanism is a set of rules which allows us to put words together in certain ways, but which do not allow others.’

Definition 6. Batstone, *Grammar* (1994:5)

‘When we talk of grammar as process, we are thinking of the myriad of ways in which it is deployed from moment to moment in communication. Some understanding of grammar as process will be invaluable if we are to help learners to employ grammar effectively in their own grammar use.’

TASK 2



What do you consider good or bad about these definitions? Try to write your own definition.

2.2 Cognitive+Communicative Grammar (C+C Grammar)

In this proseminar we shall be considering grammar from a ‘**Cognitive+Communicative**’ (C+C) perspective (Newby 2002). The C+C axis refers to two separate but complementary aspects of theoretical analysis: **language description** and **language learning**.

Language description – theory of what grammar is

A C+C approach to language seeks to analyse and describe grammar, on the one hand in terms of the **mental processes** that underlie the use of language (**Cognitive**), and on the other, as an act of communication, as a **dynamic process** in which a speaker’s perceptions of the world are encoded into messages (**Communicative**). By adopting a communicative view, we can approach language from a **discourse-linked, context-based** direction; by adopting a cognitive view, we can approach it from a **psychological, mind-based** direction. It follows from this that any definition of grammar must reflect what the *Common European Framework of Reference* (2001: 9) calls an **action-oriented** conception of language.

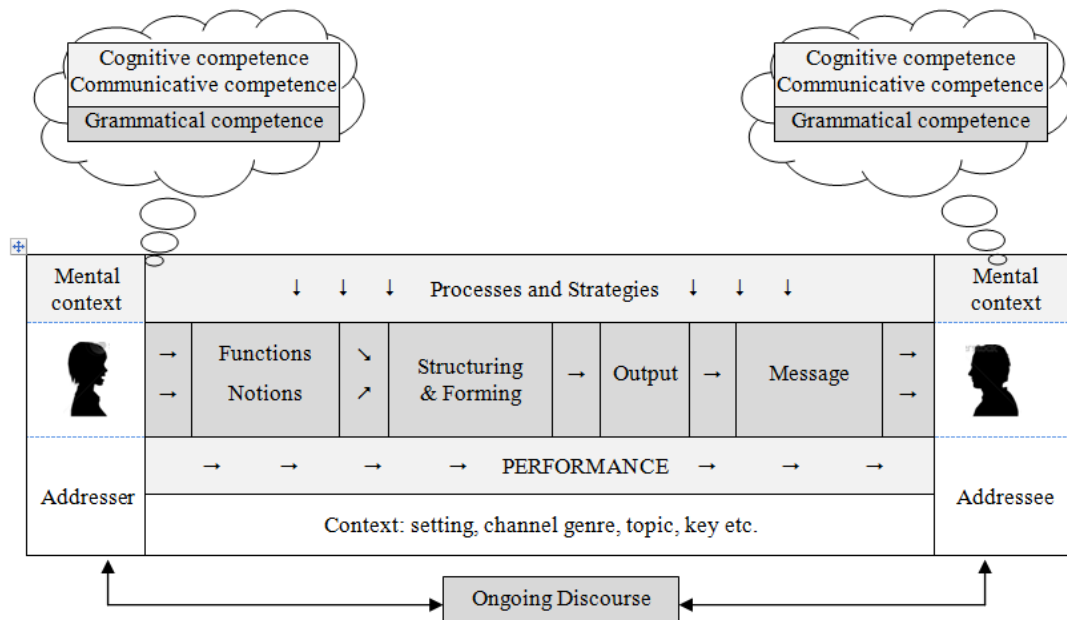
Language Learning – theory of how grammar is learnt

A C+C approach to learning will analyse how new grammatical concepts are **processed** and **stored** in long-term memory (**Cognitive**) and the role played in learning by **language use** (**Communicative**).

2.3 Grammar as a Communicative Event

A C+C view requires us to see grammar as a **process** rather than a **product**. This process can be modelled as follows:

Figure 3: Communication Model – Communicative Event



One advantage of representing language in this way is that it stresses that language must be seen both in terms of **knowledge** and of **use**; the communication model depicts not only **competence** but also **performance**.

Both the Communicative Approach to language teaching and Cognitive Linguistics are very much concerned with seeing language as a means of expressing **meaning into form**. This applies to all kinds of meaning including grammar. Richards and Rodgers list four principles of a Communicative view (2001: 161):

1. Language is a system for the expression of meaning.
2. The primary function of language is for interaction and communication.
3. The structure of language reflects its functional and communicative uses.
4. The primary units of language are not merely its grammatical and structural features, but categories of functional and communicative meaning as exemplified in discourse.

It follows from this that grammar can be seen as a way of **encoding meanings into form**. **Grammatical meaning** will be at the core of our discussions of pedagogical grammar.

2.4 C+C Definition of Grammar

Based on a C+C view, grammar can be defined as follows:

Grammar is:

- a) the knowledge of a system of **concepts** (i.e. **notions**) stored in the mind of speakers of a given speech community through which they express *how* they perceive lexical items
→ **semantic competence**
- b) the knowledge of the shared system for **forming** the words and morphemes which realise these concepts and for **patterning** them in ways which show their relation to each other
→ **formal competence**
- c) the **process** by which speakers apply this knowledge in actual situations to **encode** their perceptions into grammatical form
→ **performance**

3: Grammar - rules and objectives

3.1 Grammar rules

A grammar rule can be defined in *psycholinguistic* terms as a **generalisation** or **regularity** stored in the minds of speakers.

A rule in a *pedagogical reference grammar* or school textbook can be defined as **metalanguage** used to describe such regularities.

Pedagogical grammar rules must be:

- **valid** or **true** – cannot be de-verified by examples
- **transparent** – understandable by learners
- **systematic** – for example, in the use of terminology
- **economic** – not contain unnecessary information

Remember that grammar rules found in grammar books or textbooks do not come from God but are formulated by *human beings*. We shall find when we analyse rules that grammarians very often make statements that can be *de-verified* and prove *unreliable*.

Grammar rules that are found in most pedagogical grammars and school textbooks fall into the following categories:

- a) Rules of **meaning** – explaining what grammar means (tenses, articles etc.)
- b) Rules of **patterning** – for example, how to form a question
- c) Rules of **forming** – for example, regular and irregular past tense, comparatives (*_er, more*)
- d) Rules of **relations/agreement** between concepts– such as the third person ‘s’

It should be added that these categories are not mutually exclusive: knowledge of rules of meaning always requires knowledge of rules of form when an utterance is encoded. As far as English is concerned – though not all languages – major problems for learners seem to lie within the first category, ‘rules of meaning’. It will be this area that will be given most attention in this course.

3.2 Ways of setting grammatical objectives

It follows from these four categories that objectives can be specified in various ways as shown in figure 4.

Figure 4: Categories of grammatical objectives

Category of objective	Specific objective	Examples
grammatical function	describing/modification	pretty, with a nice face
general world concepts	expressing location	next to, opposite, over there
grammatical notions (meanings)	arranged activity	I'm playing tennis tonight.
	expressing intention	I'm going to use my new racket.
	making a prediction	I'll probably be back by six.
process	passive	We were beaten 3-0.
	indirect speech	He said he was ill.
communicative function	likes - dislikes	I like swimming
pattern (syntax)	question form	What did he say?
form (morphology)	irregular past tense	was, had, went, saw, gave
	plural forms	boys, men, ladies, kisses

3.3 Notional Grammar

It emerges from the *meaning* → *form* orientation of the Communication Model (figure 3) that grammatical notions take a central place in grammatical description. As they represent the core of the system of communication, we need rules and terminology (metalanguage) to describe grammatical notions *systematically*. This is the task that **Notional Grammar** (Newby 1981, 1989a, 1991etc.) sets itself.

Notional grammar can be defined as a theoretical framework for analysing and explaining in a *systematic* and *coherent* fashion the **Conceptualisation system** underlying grammatical meaning and the **process of grammaticalisation** that speakers employ when encoding utterances. Its dual aims are to provide a specification of grammatical meaning which fulfils the theoretical criteria of linguistic analysis and to package its findings in pedagogically accessible form.

A (**grammatical**) **notion** (NG) can be defined as a single grammatical concept which is encoded into a form. Together with **lexical notions** speakers' perceptions of the world around them can be encoded into form.

In traditional grammar it is forms of grammar which are usually listed in the contents pages of reference grammars and school textbooks – the 'going to future, the present progressive, indefinite articles etc. It is in **formal** terms that teaching objectives are often expressed. In a Notional approach, **teaching objectives** will be defined in terms of **notions**. To do this we need a fixed and **systematic** set of **terminology** to differentiate between different notions. Examples of Notions can be found in figures 5 and 6. Just as grammatical forms are given labels – present perfect, indefinite article etc. – it is equally important to give Notions labels. You will notice in the figures below that the terms in square brackets indicate a **Notional label**.

Figure 5: Future Notions - examples.

Notion	Form
[arranged activity]	- I'm playing tennis tonight.
[expressing intention]	- I'm going to use my new racket.
[interpreting signs]	- It's going to be a tough match.
[making a prediction]	- I'll probably be back by six.
[spontaneous decisions]	- I think I'll change my racket.

Figure 6: Present perfect notions

Notion	Form
[Experience]	- I've never been to England.
[Changes/completion]	- You've had a haircut!
[Duration - state]	- I've been here since yesterday.
[Duration – activity]	- They've been playing tennis for an hour.
[Recentness – state]	- I've been on holiday.
[Recentness – event]	- I've just seen a car accident.
[Recentness – activity]	- I've been watching television.

One big advantage of a Communicative/Notional approach is that it makes it possible for learners to express their grammatical competence in terms of the kind of 'I can' descriptors to be found in the **Common European Framework of Reference**:

- ✓ *I can express an intention using 'going to'.*
- ✓ *I can make predictions about the future using 'will' etc.*
- ✓ *I can talk about my experiences using the present perfect.*

The view that notions should be given prominence in pedagogical grammar derives from the following four hypotheses (Newby, 2003: 275):

1. Notions represent the **primary semantico-grammatical unit** of encoding and decoding. Human beings express and comprehend notions.
2. Notions are **psycholinguistically real**. They represent concepts stored in the ‘mental grammaticon’ and utilised in the process of grammaticalisation.
3. A notion is an **autonomous semantic concept**. Different notions, even if encoded into the same form, express psychologically separate and distinct grammatical concepts.
4. There is a **systematic relationship** between notion and form. A notion is always encoded into the same form.

The implications of these hypotheses are considerable. On the one hand, 1 and 2 will lead us to give paramount focus to notions both in grammatical description and in pedagogy. This will apply to both the **setting of objectives** and the **formulation of rules**. It follows from 2 and 3 that notions are both identifiable and describable. Explaining grammatical notions will therefore represent the central task of a pedagogical grammarian. With hypothesis 4, I am stating my belief in the **absolute systematicity** underlying the meaning-form relationship. The implication of this is that grammarians should arrive at **exceptionless rules** which explain the systematic relationship between notion and form. Whilst these hypotheses might at first sight seem somewhat abstract, they are an essential starting point for a coherent pedagogical model. They have been used as guiding principles in my own pedagogical reference grammars (Newby, 1989 etc.). Three pedagogical implications of NG are:

1. **Teaching objectives** should be defined as grammatical **Notions** not as forms.
2. **Rules** must explain **single Notions** of a form (there is no single rule to explain, e.g. the present simple).
3. Notional objectives will also provide a springboard to **communicative methodology**.

NG is part of what can be referred to as ‘**Speaker grammar**’, which differs from ‘**Sentence Grammar**’. The difference between these approaches can be found in figure 8.

Figure 7: Sentence-grammar vs. speaker-grammar

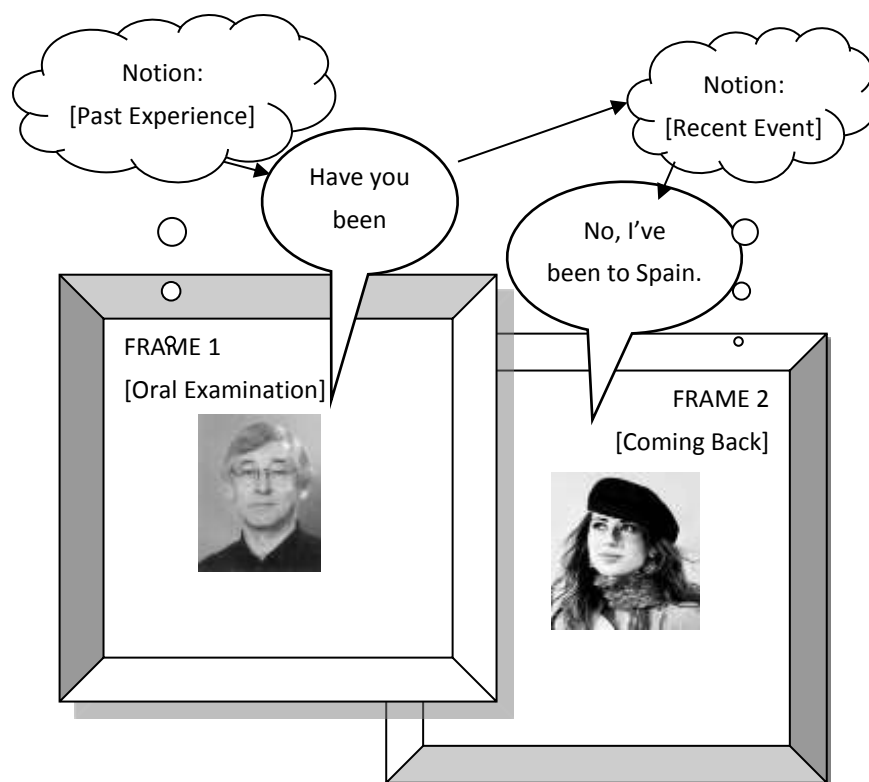
	Sentence-grammar	Speaker-grammar
<i>RATIONALE</i>	grammar as a product	~ grammar as a process
<i>AIMS OF ANALYSIS</i>	what grammar is	~ how grammar works
	how to form sentences	~ how to encode utterances
<i>OBJECT OF ANALYSIS</i>	relations between language and language	~ relations between speakers and language
	external product	~ internal mental processes
	context unimportant	~ context important
<i>MODE OF ANALYSIS</i>	observing/analysing sentences	~ modelling communication
	‘post-mortem’ analysis	~ ‘dynamic use’ analysis
	linguistic	~ psycho-, sociolinguistic
<i>MEANING</i>	observation fallacy	~ psycholinguistic validity
	what grammar <i>can</i> mean	~ what grammar <i>does</i> mean

In addition to the **communicative perspective** emerging from the Communicative Event view of language (figure 3) a process view of grammar will lead us to examine certain categories of what might be described as the speakers’ **cognitive competence**; that is to say, schematic structures that help language users to encode and decode language. Language use always takes place not only in a physical, external context but

also in a **mental context** of language users. One category of cognitive competence relevant to pedagogical grammar will be considered – that of grammatical frames.

Grammatical frames

Figure 8: Present perfect misunderstanding – grammatical and cognitive categories



A grammatical frame can be described as is a frequently occurring scenario in which specific notions tend to be encoded. The misunderstanding quoted above (figure 5) arises not from our different knowledge of language but from our conflicting **frames**. Within the student's mental context is what can be termed the [Coming back] frame. As a result, there are experiences in her mind that she expects might be talked about. Within this frame it often occurs that speakers refer to 'recentness', and thus encode the Notion of [Recent event] – *I've been to Spain* - or as a [Recent activity] – *I've been feeding the ducks*.

Notional grammar will enable us not only to identify meaning-based objectives and specify meaning-based rules; it will also show how grammatical meaning is embedded in other types of semantic and pragmatic meaning. This can, in turn, be utilised in a pedagogical reference grammar. The extract in figure 9 is based on *Grammar for Communication*, page 89.

3.4 Selection and grading

A Notional approach provides a systematic way of specifying grammar. An example of a Notional analysis of the present progressive is shown in figure 10. Such a list has the following advantages:

- a) It states **explicitly, systematically** and **transparently** what grammar means.
- b) It provides the teacher with an **overview** of all **notions**.
- c) It helps teachers to be clear about what exactly **they are teaching** pupils.
- d) It helps teachers to **grade and select** the Notions they wish to teach.

TASK 3



Look at the list of Present Progressive Notions in figure 10 and consider:
What Notions would you select to teach in the Unterstufe?

Unit tasks

TASK 4



Reference grammars will describe one and the same area of grammar in different ways.

- a) Look at the Notions which refer to future time in *Grammar for Communication* (p. 93 ff.)
- b) Compare this with two pedagogical reference grammars from the library (headings, terminology, rules.)

Reading assignment

Download and read the following article from the Fachdidaktik website or from Moodle:

Newby, D. (1998). "[Theory and Practice in Communicative Grammar](#)".



Figure 9: Pedagogical grammar entry: Recent activities

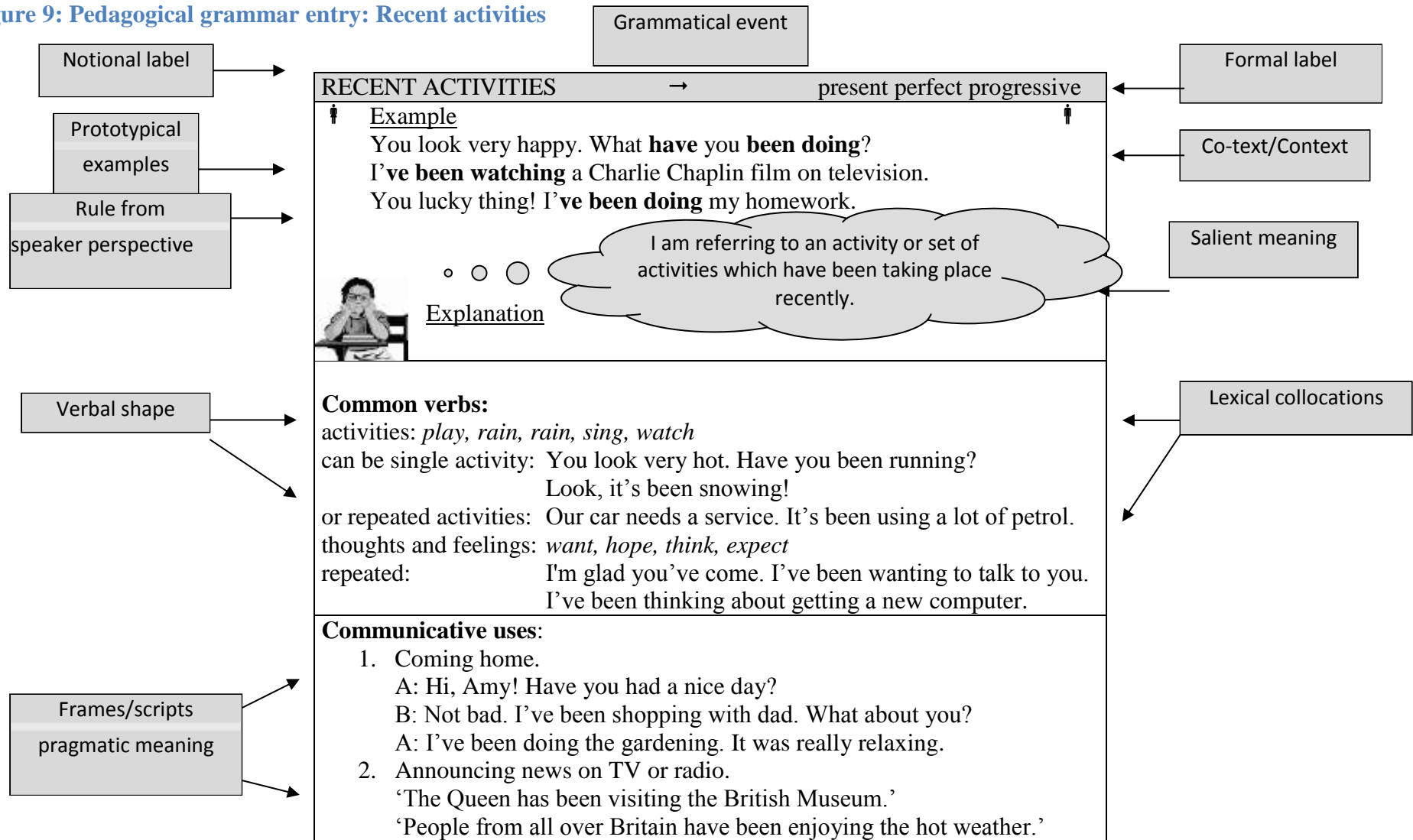


Figure 10: The notions of the present progressive

Notional tag	Examples	Time relevance	Shape of action	Diagram of salient meaning*
1. [Present activity]	Don't interrupt. I'm talking. You're being stupid. I'm having a shower.	now	single activity	Now ↻ ~
2. [Current activity]	I'm reading 'War and Peace' at the moment. We're intending to buy a new car at some point. I'm having a lot of headaches at the moment. I'm going jogging every day while I'm on holiday. You're always breaking things!	surrounding now	iterated activity iterated state iterated event	Now ↙ ~ ~ ↘ - - -
3. [Changing activity]	Your English is improving. You're playing better every day. More and more people are owning their own houses. I'm gradually realising that grammar can be fun.	changing now	iterated activity iterated state iterated event	Now ~ ~ ↗ - - -
4. [Inception/ termination]	She's going to a new school now. (inception) He's no longer living in Sheffield. (termination) I'm liking it much better now. (inception) She's loving her new job. (inception) (Diagram only shows 'inception')	started/stopped now	iterated activity iterated state iterated event	Now ↘ ~ ~ - -
5. [Arranged activity]	We're playing Glasgow Rangers next week. She's getting her new car on Friday. I'm spending my holidays in America.	arranged now	single activity iterated activity single event	Now ↗ ~ ~

(Newby 2003: 337)*

Key: ~ indicates a single activity; ~ ~ an iterated (repeated) activity; - indicates a single state; - - an iterated (repeated) state; events are not depicted in the diagram; arrows shows salient perceptions of a speaker's thoughts;

4: Learning grammar2

In the Methodology – Grammar section, one **EPOSTL** states the following:

- ✓ I can evaluate and select grammatical exercises and activities, which *support learning and encourage oral and written communication*. (p27)

In order to make this assessment we need to focus on various aspects of grammar:

- a. what do we mean by learning?
- b. to what extent do exercises really help learners?
- c. do grammar exercises lead to actual communicative ability?

The following sections will focus on these three important questions.

4.1 What has to be learnt?

Learning grammar involves not only a **knowledge** of the grammatical **code** but also the ability to **use** grammar. In addition, the grammar that is being learnt must always be seen in terms of a more general **skill development**. We shall discuss three categories:

- a. **Grammatical Knowledge** – an *awareness and understanding* of grammatical rules, seen in the ability to do, for example, fill-in-the-gap exercises
- b. **Grammatical Competence** – the *potential to use* grammar, seen in open-ended grammar exercises, like the ‘*Guess the Question*’ game we played in class.
- c. **Grammatical Performance** – the *skill of using* grammar in real time and in realistic contexts.

One criticism of traditional grammar is that there is a tendency to focus on grammatical knowledge but to give insufficient attention to the other two categories mentioned above.

4.2 Aspects of learning theory

Issues

Discussions, and different theories of grammar learning and teaching, tend to result from how the following questions are answered:

1. To what extent do grammar exercises and activities actually help?
2. What is the role of the teacher in learning?
3. What role does the explicit knowledge of grammar rules play?

² Materials in this section are taken from Newby 2003.

4. What kind of language activities and tasks support learning?
5. What role can the learners themselves play in facilitating their own language learning?
6. What role can the learners' peers play in the language learning process?

Types of knowledge

In characterising the nature of knowledge a distinction is commonly made by psychologists between two types, which relate both to language to more general types of behaviour. These are **declarative** and **procedural** knowledge, which Anderson (1990: 219) defines as follows: 'Declarative knowledge refers to *knowledge about* facts and things; procedural knowledge refers to knowledge about *how to perform* various cognitive activities.' The former is popularly labelled 'knowing that ...'; the latter, 'knowing how ...'. Traditional grammar exercises tend to focus on developing, or testing, declarative knowledge. Communicative methodology attempts to develop both types. Procedural knowledge is important if learners are to use grammar in real contexts.

Explicit and implicit knowledge

Explicit knowledge will be defined as 'meta-knowledge'; that is to say, knowledge that is expressed through metalanguage, such as a grammar rule or explanation, or through the use of other forms of representation, such as a time chart to help the understanding of tenses. Such explicit meta-knowledge is expressed in the rules of reference grammar books or may be expressed by teachers or learners. **Implicit knowledge** will be defined as sub- or unconscious knowledge. This type is intuitive and not verbalised.

Means of acquiring knowledge – deductive vs. inductive

Deductive processing means that learners first process metalanguage – e.g. a grammatical rule found in a school textbook – before they process language – the new grammatical item and the language in which it is embedded. In deduction-based methodology learners are first presented with a grammatical rule and then given exercises to apply their knowledge of this rule. They thus 'deduce' what grammatical item to use. The type of reference-cum-practice grammar book which has grammatical explanations on the left-hand side of the page and exercises on the right relies heavily on the process of deduction being employed. **Inductive** processes on the other hand are employed when learners are provided with grammar **exemplars**, be it in a text, dialogue or single sentences, on the basis of which they set up hypotheses as to the nature of rules which underlie the grammar occurring in the exemplars. Acquiring and applying knowledge by deductive means is at the core of many traditional grammar practices; communicative and learner-centred approaches tend to favour induction.

4.3 Cognitive approaches to learning – general hypotheses

Since the 1980s applied linguistics has been strongly influenced by the premise that there are strong similarities between first and second-language acquisition. According to this view, foreign language teaching should replicate as far as possible the conditions under which L1 proceeds so that language will be acquired in a 'naturalistic' way. As a result of this view, it was claimed by linguists such as Krashen (1982) that grammar should not be given a conscious focus.

This view of acquisition is challenged, however, by those who take a **Cognitive** approach to learning theory. Cognitive accounts of language learning have gained in importance in recent years. Cognitive theories of learning derive from *cognitive psychology* rather than linguistics. Whilst there is no unified view of what cognitive learning actually entails, certain *general principles* can be identified which underlie most cognitive approaches. Some of these are shown below, together with the main *pedagogical implications*:

Hypotheses and pedagogical implications of a Cognitive view of learning

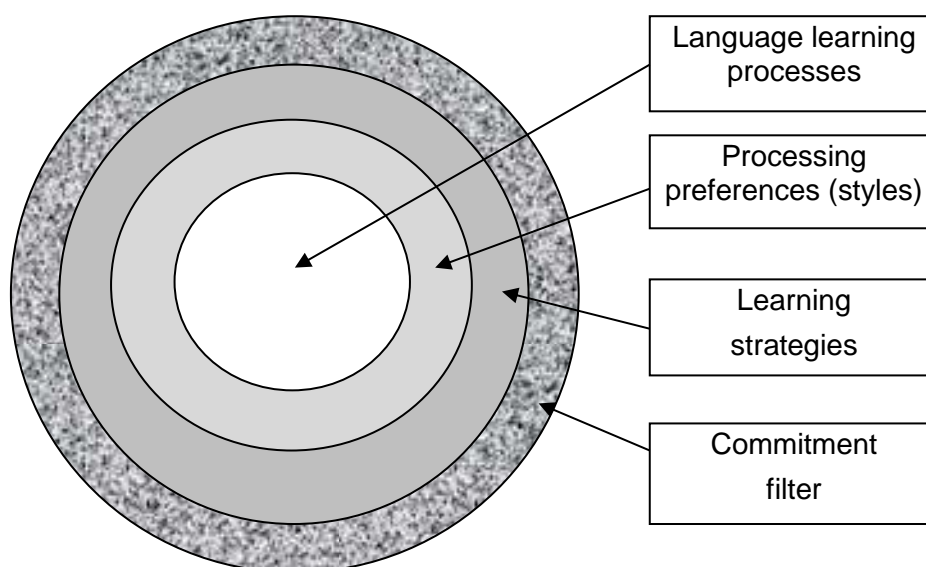
1. Language learning is **concept learning**; learning is **meaning driven** and **goal directed**.
→ We must define teaching objectives largely in terms of Notions; task-based activities should be used
2. Language is embedded in a **network of schematic constructs** and **contexts** which facilitate both communication and language learning.
→ **Grammar activities should be embedded in contexts and learners should bring in their own ideas and knowledge**
3. Knowledge of language emerges from **language use** (Croft and Cruse, 2004: 1).
→ grammar exercises should focus on competence and performance rather than just knowledge
4. Learning is an **active and dynamic process** in which individuals make use of a variety of information and strategic modes of processing (O'Malley and Chamot 1990: 217).
→ Teachers must ensure that learners are as mentally active as possible
5. Learning a language entails a **stagewise progression** from initial awareness and active manipulation of information and learning processes to full automaticity in language use. (O'Malley and Chamot, 1990: 217)
→ When giving learners activities, teachers must take into account learning stages (see 5.5)

4.4 Processes, styles, strategies, commitment

Four aspects of human cognition are relevant to learning grammar; these are shown in figure 11.

At the heart of cognitive learning theory are the **learning processes** by means of which human beings perceive, categorise, store and remember information. These processes can be subdivided into **processes, styles** and **strategies** – the cognitive triad – plus a more general category of what will be termed the **commitment filter**.

Figure 11: Four cognition-related categories of learning (Newby, in preparation)



These terms will be defined as follows:

Language learning processes	Innate processes by means of which the human mind perceives, categorises, conceptualises and remembers new information.
Processing preferences (styles)	Individual ways of perceiving, conceptualising and memorising new information.
Learning strategies	Strategies and measures employed by learners in order to optimise or accelerate learning. These are mainly intentional and conscious.
Commitment filter	Elements of the learners' mindset, both affective and cognitive , which influences the degree to which they engage with language learning and pedagogical activities.

Language learning processes

Of these categories it is that of learning processes which is the most important and which will form the focus of our discussions. Having some idea of what happens in the minds of learners when they acquire new information will help considerably when analysing and designing grammar exercises and activities. The kinds of processes we are concerned with are what is sometimes called **cognitive operations**. These include:

- **engaging** with new information – i.e. releasing and activating mental resources
- **attending to** an item of grammar
- **focusing** on what is salient or noticeable about new grammar
- **making a generalisation** (i.e.) a rule about new grammar
- **analogy** – comparing the new grammar with other L1 or L2 grammar
- **testing out** a rule by using grammar
- **activating schematic** knowledge to make sense of new grammar

It is one of the premises of C+C Grammar that the more actively cognitive processes are used, the more efficient learning will be. It is therefore one of the tasks of the teacher to provide activities which cause students to activate mental processes as strongly as possible.

Learning preferences (learning styles)

Learners learn grammar in different ways, depending on their individual processing preferences. For example, acquiring a new grammar rule may proceed along various paths. Some methodological options available are seen in figure 12.

Figure 12: Different methodological options to help students conceptualise new grammar

<i>Method</i>	<i>Procedure</i>	<i>means of learning</i>	<i>rules are ...</i>	<i>learning process</i>	<i>knowledge type</i>
Explanation	Teacher gives students a rule	learning by understanding	explicit	deductive	declarative
Exemplification	Teacher gives examples of use	learning by acquiring	implicit	inductive	declarative
Exploration	Pupils analyse the data given to them by the teacher	learning by reflecting	explicit	inductive	declarative
Utilisation	Pupils are given a language task to perform	learning by using	implicit	inductive	procedural

It should be added that these methodological options are not mutually exclusive. 'Explanation' will almost always be accompanied by 'exemplification'. It could be said that traditional grammar

teaching tends to rely too heavily on the ‘explanation’ option. A Communicative approach will tend to stress ‘utilisation’; a Cognitive approach ‘exploration’.

TASK 4



An **EPOSTL** descriptors states:

- ✓ I can introduce, and help students to deal with, new or unknown items of grammar in a variety of ways (teacher presentation, awareness-raising, discovery etc.). (p35)

Look at some school textbooks and see how grammar is introduced.

Learning strategies

I shall make a distinction between innate learning processes, including metacognitive processing (Learning-CogOps), and conscious **learning strategies**, which will be defined as intentional pedagogical measures - behaviour patterns, routines and actions - adopted by learners to foster learning. (It should be noted that this definition does not necessarily correspond to that given by other researchers (compare, for example, Wenden & Rubin, 1987, Oxford, 1990 and O'Malley & Chamot, 1990). Learning strategies may be defined in broad terms – for example, practising grammar at home using a self-study reference book; or specific – for example, peer monitoring during a classroom activities. This category is important as it will lead us to consider what types of activities are actually *helpful to learners*.

Commitment filter

The final cognitive category in the focus of C+C learning theory is **commitment**, which is defined as elements of the learners' mindset, both **affective** and **cognitive**, which influence the degree to which they **engage** with language learning and pedagogical activities. It can be seen as an attitudinal aspect of the learner's mental state vis-à-vis learning grammar in general (long-term) or a specific learning task (immediate) and will influence to what extent and how efficiently cognitive processes are employed.

TASK 5



Read the following **EPOSTL** descriptors:

- ✓ I can take into account the cognitive needs of learners (problem solving, drive for communication, acquiring knowledge etc.).
- ✓ I can take into account the affective needs of learners (sense of achievement, enjoyment etc.).

What measures might you take to fulfil learners' cognitive and affective needs?

4.5 Learning stages

One of the premises of a Cognitive approach, identified by O’Malley and Chamot (1990: 217), is the following:

‘Learning a language entails a **stagewise progression** from initial awareness and active manipulation of information and learning processes to full automaticity in language use.’

Seeing learning in terms of stages is not new and can be found in various learning and teaching models. However, there is a considerable difference in how these stages are described. Figure 13 shows two different views of language learning/acquisition stages.

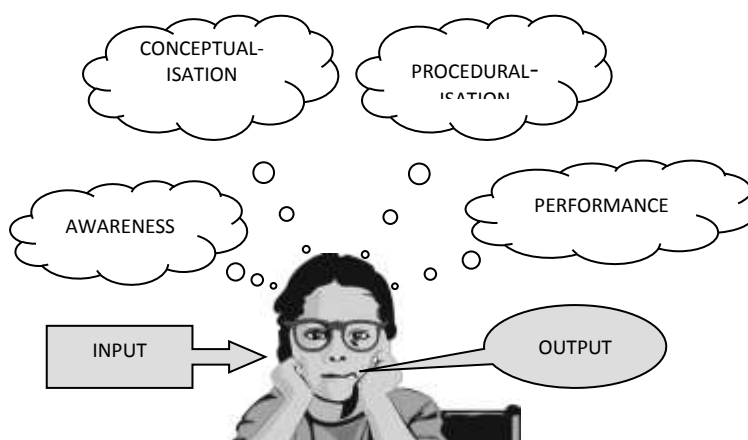
Figure 13: Learning stages in different approaches

Approach	Learning stages
Traditional teaching	Presentation → Practice → Production
Naturalistic acquisition	Input → Intake → Output

Cognitive learning stages

Figure 14 shows the Cognitive view of learning stages which will form the basis of discussions in this seminar. It is loosely based on a stage-model of language processing used by cognitive psychologists (for example Anderson, 1990).

Figure 14: A cognitive model of learning stages



Explanation of cognitive learning stages

Input – materials provided by the teacher/textbook + pupils’ existing knowledge und schemata		
Learning stages	Awareness	pupils notice and focus on new grammar
	Conceptualisation	pupils ‘ understand ’ a grammar rule; usually conscious knowledge
	Proceduralisation	pupils are able to use grammar in ‘scaffolded’ exercises without a strong conscious focus on rules
	Performance	pupils are able to use grammar in open contexts ; focus on the overall message
Output – what pupils say or write		

In some ways a Cognitive specification of learning stages can be compared to the teaching stages found in traditional grammar pedagogy: presentation – practice – production (PPP). However, whereas traditional grammar takes a **teacher's perspective**, a cognitive view will see stages from the **learner's perspective** and will focus on the tasks that need to be accomplished in the human mind at each stage in order for grammar to be internalised. It will be noted that this model sees grammar both in terms of **competence** and of **performance**. Here we can also see a link to the Communicative approach, which stresses the importance of seeing language in terms of both knowledge and skills. In the following, the individual stages from the model will be explained and differences between a Cognitive and a traditional view of learning will be discussed.

Input

A cognitive view of input is much broader than that normally taken in discussions of second language learning. This different perspective derives from two sources: first, from seeing language in terms of **process** rather than **product**; second, from seeing input not only in terms of **teacher input** but also **learner input**.

A narrow traditional view of input will see it in terms of **items of new language** embedded in a text or dialogue – i.e. the language product – which is presented to the learner. Whilst this represents the core of input, a Cognitive view also needs to take into account a range of linguistic and **cognitive resources**, which are brought to bear on language input by learners. This in turn enables us to take a **constructivist** view of input. The pedagogical implications of this are that, at the following awareness stage, grammar activities will be designed which incorporate the learner's existing knowledge, both linguistic and schematic. This will provide for a more **active** initial stage of learning than is normally found in traditional grammar pedagogy.

Awareness

Awareness is the stage in which an item of grammar **enters the learners' consciousness** and in which they release **mental energy** to process it (see Van Lier, 1996: 6). In the context of learning, awareness takes on a specific meaning, which does not correspond to its undifferentiated use in general English. Here it indicates what Eysenck (1984: 49ff.) refers to as **focal attention** and takes on a very **active** sense, which is well characterised in an early definition given by William James (1890: 403): 'Focalisation, concentration, of consciousness are of its essence. It implies withdrawal from some things in order to deal effectively with others.' The notion of 'dealing effectively' is particularly appropriate since it points to this more active sense of awareness.

Conceptualisation

Conceptualisation refers to the process of making **generalisations** about grammar on the part of the learner. In other words, we are concerned with the **internalisation of rules**. This stage requires learners to process language input in two ways: on the one hand, they must **comprehend an overall message**; on the other, they must **build a hypothesis** about the nature of a grammatical concept or pattern which has been registered during the awareness stage - a new notion, a new form, a new discourse structure etc. These dual tasks of comprehension and processing are closely linked: the overall meaning of a message will help learners to form hypotheses about the rules which underlie a new piece of grammar. In addition, learners will make use of contextual information and their own schematic constructs, all of which will lead to their making a generalisation about an underlying rule and incorporating this new rule into their personal 'grammaticon'. In short, it can be said that pedagogy concerns the management of the evidence-hypothesis-rule process.

It will be noted that 'hypothesis building' suggests that, as in first-language acquisition, the learner is left to him/herself to work out grammar rules, but this is not necessarily the case. It is the task of pedagogy – teachers, materials, grammar books – to support the hypothesis process. In traditional grammar, rules are handed to the learner in pre-fabricated form so that the learner is the passive receiver of rules. Other approaches will provide discovery activities which help learners to discover rules themselves. (Different Conceptualisation options were shown in figure 12.) It is an

important task of grammar pedagogy to strike a balance between providing support for learners and encouraging them to make use of their own mental resources.

Proceduralisation

Whereas Conceptualisation is concerned with the acquisition of new knowledge, Proceduralisation relates to the **skill** aspect of language use in both oral and written production. Proceduralisation is the stage which links **competence** to **performance**; if grammatical knowledge is largely **declarative** at the beginning of this stage, it is where **procedural knowledge** gradually takes over.

As far as pedagogy is concerned, this stage needs to be supported by oral and written activities, exercises and tasks which consolidate concept formation and guide the learner towards the Performance stage. It is an essential design feature of a Proceduralisation activity that learners must produce utterances which **encode their own ideas**. Thus, they do not only have to know grammar, they have to **use** it under 'controlled' conditions.

Closely linked to Proceduralisation is the diminishing **role of attention** in information processing. In the initial stages of learning - awareness and Conceptualisation - the aim of pedagogical mediation is to 'freeze the action' of language in order to focus the learners' attention on new language and enable them to take on board new concepts; the aim of the Proceduralisation stage is to set the action going again and gradually to reduce the amount of attention required to process grammatical items.

The Proceduralisation of knowledge leads to a more **efficient use** of the **storage capacity of memory**. Once a grammatical concept becomes proceduralised, this has the function of reducing the load on memory since declarative knowledge does not need to be retrieved from memory when language is being processed. Proceduralised language knowledge becomes part of long-term memory and this then frees up the working memory to deal with other language-related processing tasks.

Performance

In this final stage, activities will incorporate all the processing demands that performance entails in a real-time context. Learners will be able to perform tasks which are not scaffolded or pedagogically structured. In other words, learners are given a task and left to themselves to accomplish it.

Output

Output is not a learning stage but the language used by the learner. It may provide evidence of internal mental processes. Output can be monitored by students themselves, by their peers or by teachers. Monitoring is an important means of providing feedback to the learner.

Pedagogical uses of learning stages

A stage model has the following applications for the teacher:

1. We can **locate** a specific exercise or activity **within a particular learning stage**. When we give pupils a grammar activity to do, we should be clear about which learning stage or stages this activity supports. Many grammar exercises found in school textbooks and reference grammars only support the Conceptualisation stage only. If this is the case, we may need to look for or design additional grammar activities which move learners through the Proceduralisation and Performance stages. Paying attention to learning stages will help to make grammar teaching more coherent and learning more effective.
2. **Coherence**: by means of learning stages we can analyse all the exercises in a school textbook that deal with an area of grammar – for example, indirect speech – and find out if there are exercises that lead the learner from initial awareness through Conceptualisation and Proceduralisation to the stage of Performance. In fact, we shall find that this is usually not the


case: many textbooks and reference grammars provide few exercises which go beyond the Conceptualisation stage.

3. Cognitive **learning tasks** of a particular learning stage: we can be clear about what the contribution an exercise or activity should make to learning and what learners should be able to do when they reach a certain stage. Examples of cognitive tasks are given in figure 13 below.

Figure 13: Cognitive learning tasks of specific learning stages

Learning stage	Examples of cognitive learning tasks
Awareness	Learners must focus on the new grammar and recognise a pattern or shape
Conceptualisation	Learners must understand a rule/generalisation, confirm this rule, test this rule out and store the new concept in memory
Proceduralisation	Learners must consolidate the new generalisation, locate the rule within their personal experiences and schemata, use the grammar to generate their own utterances, store the new concept in long-term memory, automatise the rule
Performance	Learner must use all grammar to create meaning and generate their own utterances, map their ideas onto language by selecting notions and forms from their grammaticon

It should be noted that many exercises do not fall within one learning stage but support two: e.g. Awareness + Conceptualisation; Proceduralisation + Performance.



TASK 6 Look at the following exercises on page 34 of the handout: 11, 109, 39.1.
Which learning stages do they support?

5: Grammar Pedagogy – a C+C approach

Teachers often give grammar exercises to their students without much consideration of why a particular exercise might be appropriate to the learning stage a learner might be at or whether it actually helps the learner to learn grammar. In this section we shall consider how insights from Cognitive+Communicative learning theory can guide the design of pedagogy.

In order to illustrate various theoretical points I shall show two grammar exercises. Reference will be made to them in the following discussions.

Example a) from M. Swan and C. Walters, *How English Works*, p. 151)

Present perfect and past: revision. Put in the correct forms.

Dear Eileen,

Hope things are okay with you. The doctor (*come*) yesterday. He (*not like*) my cough. I (*lie*) in bed looking at the ceiling since Tuesday, and I can tell you, I'm fed up with it. I (*never be*) ill like this before – don't know what's happening to me. And the weather's was terrible. It (*rain*) all day, and I can't even have a cup of tea to cheer myself up, because the milkman (*not come*) this morning. Don't know why – I'm sure I (*pay*) his bill.

Example b) from *Grammar for Communication, Exercises and Creative Activities*, p.65

Present perfect: [experience] → {present perfect} & [past events] → past tense. Use the notes below to write dialogues. (Make up the last few dialogues yourself.)

1. Example:

- | | |
|------------------------|---|
| A: (hold snake?) | <i>Have you ever held a snake?</i> |
| B: (yes – two) | <i>Yes, I have. I've held two.</i> |
| A: (where?) | <i>Where did you hold them?</i> |
| B: (pet shop – garden) | <i>The first time was in a pet shop and the second was when I found one in my garden.</i> |
-
- | | | |
|---------------------|-----------------------------------|-----------------------------------|
| 2. A: (helicopter?) | 3. A: (read a Harry Potter book?) | 4. A: (sleep in open air?) |
| B: (no) | B: (yes, one) | B: (3x) |
| A: (aeroplane?) | A: (like?) | 5. A: (stay up all night?) |
| B: (yes) | B: (fantastic) | B: (2x) |
| A: (where?) | A: (see Harry Potter film?) | 6. A: (find any money in street?) |
| B: (Australia) | B: (yes) | 7. |
| A: (what do?) | A: (like?) | 8. A: (pop concert?) |
| B: (uncle) | B: (boring) | A: (bitten by a dog?) |

5.1 What makes a 'good' grammar activity?

Factors that support learning

Various researchers in the fields of cognitive psychology and neuroscience have identified factors that accelerate or optimist language learning. The following list is summarised from a variety of sources.

1. **Attention.** Learners must attend to input and attention must be maximised in activities.
2. **Meaning-driven processing.** Learners' memories will be enhanced if their own interpretations of language meaning is at the heart of activities.
3. **Associations.** Learners should be encouraged to associate new items with their existing knowledge.
4. **Depth of processing.** Learners should be given tasks which require them to process language at different and deeper levels.
5. **Repetition.** Learners need multiple contacts with new language.
6. **Multi-modal processing.** Learners should process language through a variety of senses and processing modes, including affective.
7. **Social learning:** Learners must be given opportunities to learn from each other.
8. **Cognitive needs:** Learners will commit themselves to activities more strongly and process information more deeply if cognitive needs are fulfilled (to solve problems, discover satisfy their curiosity, make sense of new information etc.).
9. **Affective needs:** Learners will commit themselves to activities more strongly of affective needs are fulfilled (reduction of negative stress, fun, 'self-actualisation' etc.).

These factors will be discussed in the next section in connection with activity analysis and design.

Principles and criteria for assessing grammar activities

The C+C model provides various parameters for analysing and assessing the effectiveness of grammar activities. We shall consider two categories: **Pedagogical Principles**, based on Cognitive views of **learning**, and **Communicative Criteria**, based on theories of **language use**. These categories have the following analytical tasks:

Pedagogical Principles – to what extent does a grammar activity support learning by *activating and optimising learning processes* and thus contribute to the overall aims of learning grammar?

Communicative Criteria – to what extent does a grammar activity support the development of both grammatical and communicative performance by *simulating conditions of language use*?

Pedagogical Principles will determine whether an activity can be **validated** – i.e. plays a useful role in learning; Communicative Criteria will determine whether an activity can be **authenticated** – i.e. corresponds to communicative use. **Validation** and **authentication** can be seen from the learner's perspective: if learners *validate* an exercise, they (subconsciously) accept that what they are doing makes a good contribution to their learning; if learners *authenticate* an activity, they recognise that the way they are using language corresponds to some extent to how they are likely to use it in real life.

In the design of activities, validity is an essential feature since activities must always be assessed in terms of the contribution they make to learning. As far as authenticity is concerned, this must be matched to the learning stage of a particular activity. This will be discussed in a later section..

5.2 Pedagogical Principles

It is the aim of grammar pedagogy to **support learning processes**. Consideration of the following aspects of pedagogical grammar will help us to analyse and to design grammar materials.

1. Depth of processing

The extent to which a new item grammar becomes stored in the memory of the learner is partly dependent on *how mentally active* the learner is when doing grammar tasks. Depth of processing will be determined by the nature of the grammar task given to students. Traditional methodology tends not to provide activities which are '*cognitively shallow*'. For example, at the awareness-Conceptualisation stage, the mental activity of the learners may be restricted to understanding what they have been told by teachers, textbooks etc. As a result, they may hear or see the language input, but do not process it adequately - what might be called the 'in-one-ear-and-out-of-the-other' phenomenon. Discovery activities on the one hand lead to far deeper processing. Activities such fill-in-the-gap tend not to require learners to *strongly activate* their mental energy. A cognitive view stresses the *maximising* of mental resources, and tasks are designed with this in mind.

2. Schematisation/construction

Learners must be given the opportunity to apply their existing knowledge structures to a learning task. At the Awareness-Conceptualisation stages of learning, this may include their knowledge of both their first and foreign languages; at the Proceduralisation stage, this will particularly apply to the schematic constructs they bring to bear on exercises. This principle is linked to 'personalisation' (see Communicative Criteria).

3. Commitment filter

Pupils must be encouraged to ‘commit themselves’ to learning grammar. This may include *affective* aspects such as enjoyment or fun but also what is sometimes termed ‘resultative motivation’: i.e. pupils experience feelings of success (Erfolgserlebnisse) when doing grammar exercises and activities. Also, *cognitive needs* such as curiosity, problem solving, drive for communication, acquiring knowledge etc. Exercises should produce an ‘AHA!’ effect rather than an ‘OJE!’ effect.

4. Peer/social learning

All learning is influenced by the learner’s social environment. The contribution to learning made by interaction between learners and their peers is an important factor. On some occasions, peers may be better at teaching than teachers! Group work activities can include *peer monitoring* as part of their design. Sample exercise b) could be adapted to an oral format as in the game ‘*Most Exciting Life*’ (page 41); this will incorporate the potential for peer learning.

5. Summative vs. formative exercises (testing vs. teaching/supporting learning)

These are two terms commonly used in testing theory but are equally appropriate to grammar exercises. A **summative** exercise has the main aim of **testing** whether an item of grammar has been learnt, whereas a **formative** activity has the specific aim of **supporting the learning process**. A shorthand way of distinguishing between them is **testing vs. learning** activities. Many exercises found in school textbooks do not help the learner to learn but merely *test declarative* knowledge – whether a rule has been learnt. Summative/testing exercises very often take the form of contrastive exercises (present perfect or past tense etc.). We should remember that contrastive exercises might cause confusion in the minds of the learners and may therefore not support learning processes. Sample exercise a) is clearly summative, whereas b) is formative in its aims – which is to develop the learners’ ability to use the grammar and build up their confidence with regard to this grammar.

6. Do you know vs. can you use

In a previous section, a distinction was made between **declarative** and **procedural** knowledge. Many grammar exercises only focus on the former. However, students need exercises which require them to use grammar if they are to go beyond the Conceptualisation stage. Exercise a) is a ‘do you know’ type, whereas numbers 4-8 of exercise b) fall into the ‘can you use’ category.

5.3 Communicative grammar activities

A Communicative approach to learning and teaching attempts to replicate the real-life conditions of language use and to apply them in the design of pedagogy. Communicative activities are essentially meaning-driven and goal orientated. grammar incorporates two general aspects:

- a) **language** – the contextual, notional view of grammar discussed in a previous section
- b) **methodology** – the design of grammar exercises and activities.

Whether grammar activities can be described as ‘Communicative’ can be decided according to certain criteria. There is *no simple binary distinction* between ‘communicative’ and ‘non-communicative’ activities. It could be stated that the more of the Communicative Criteria which a grammar activity fulfils, the farther along the continuous cline towards ‘100% communicative’ it might be located. However, learning stages must also be taken into account. For example, a discovery activity such as the *Passive Bricks* activity we tried out in class, does not fulfil any of the

Communicative Criteria and therefore has zero authenticity, but in this case this does not matter since the aim is to raise awareness and support the Conceptualisation of grammar, not to use it. On the other hand, activities at the Performance stage are likely to fulfil most of the Communicative Criteria.

Communicative criteria for assessing grammar exercises

1. **Authentic language.**
The examples used as input and in exercises correspond to the kind of *authentic language learners have experienced*, or are likely to experience in real life.
2. **Contextualisation.**
Language used in an explanation or exercise is *embedded in a clear context*, or the exercise *facilitates contextualisation* (imagining a context) by the student.
3. **Personalisation.**
When we produce language we are representing information, ideas, knowledge etc. from *our own personal perspective*. Grammar activities need to take into account this ‘personalisation’ aspect of language and give pupils the opportunity to *apply their own schematic constructs*, and *express their own ideas*, from their own perspective in order to produce utterances. As far as the two example exercises are concerned, there is personalisation in numbers 4-8 of exercise b), but none in exercise a).
4. **Complex encoding**
Whenever human beings produce language, they are processing two general areas of cognition. On the one hand, they *represent the world* around them – what they see, think, remember, experience etc.; on the other hand, they *map their perceptions of the world onto language*. If pupils are to get to the Performance stage of the Cognitive Stage model, they must be given the opportunity as soon as possible to *rehearse* this complex encoding. Grammar exercises which merely require students to fill in gaps – as in example a) above - or to change one sentence into another require grammar processing but no complex encoding. In example b) on the other hand, the student has to produce both grammar and lexis and therefore requires a considerable degree of complex encoding.
5. **Authenticity of process.**
To produce language, learners apply *processes that human beings when encoding utterances*. Fill-in-the-gap with words given in brackets of transforming direct into indirect speech are totally lacking in process authenticity, whereas paraphrasing an utterance is an authentic process. Producing utterances as a reaction to what has just been said or to a context cue also has process authenticity; for example, *The Good Friend/Bad Friend* game.
6. **Interaction.**
Learners use the grammar item to interact with other learners in ways which require a response – for example, in an oral group work activity.
7. **Task-based.**
In addition to producing correct utterances, students fulfil a *purposeful cognitive task* which will have some kind of outcome or end product (see, for example *I am Unique* on page 41) Task-based activities are always message-based (see 4 above).
8. **Integrated skills** (e.g. spoken fluency, writing texts).
The aim of an activity is not only to practice grammar but to provide practice in spoken or written skill development. As far as speaking is concerned, this might entail a role play; with speaking, it might entail writing an email or a report. A caveat needs to be added here: virtually all grammar exercises and activities require the learners to speak or write – a multiple choice

format is an exception. However doing, say, a grammar exercise orally in pairs does not mean that speaking skills in general are being developed. Activities will only fulfil this criterion if learners produce discourse which goes substantially beyond the language required by the grammatical exercise itself (for examples, 'Writing Tasks' in *Grammar for Communication – Exercises and Creative Activities*).

An example of a grammar activity which fulfils several of these criteria is the following, the aim of which is to practise the generation of meaningful 'wh' questions. In this activity students have to write questions which may lead to the answers given.

1. A: *Why are going to bed already?*
B: Because I feel tired.
2. A: _____?
B: A hamburger, please.
3. A: _____?
B: Let's go to France. I've never been there.
4. A: _____?
B: English and Spanish.
5. A: _____?
B: For five years. She really loves it there.
6. A: _____?
B: Fantastic! we had seats in the front row!

With the exception of criterion 7 (task-based) this activity appears to satisfy all the Communicative Criteria.

The following exercise – a type found in many grammar books – seems to fulfil none of the communicative criteria.

1. Where _____ (Mary - buy) her new dress?
2. When _____ (you - go) to bed last night?
3. What _____ (you - want) for breakfast.

It is often possible to make exercises such as the one above more Communicative simply by leaving out the words in brackets. If this is done, then more complex encoding is required.

Traditional vs. Communicative Grammar

Following our discussions, it is possible to summarise the most significant differences between Traditional and Communicative grammar.

Traditional	Communicative
Formal teaching objectives	Meaning-based objectives
Learning by understanding	Learning by using etc.
Exercises which test knowledge	Exercises which support learning
Grammar is an end in itself	Grammar is a means to an end

6: Evaluating grammar activities

Categories to be used in analysis

The following categories can be used to analyse and evaluate grammar activities.

1. Grammatical objective(s)	-	notion, form etc. (see 3.2) (note that the exact objective, e.g. a notion, may not be stated in the activity; however, you, as the teacher, must identify the objective)
2. Activity type	-	oral, written; individual, group; fill-in-the-gap, completion, problem-solving task etc.
3. Procedure: what learners do		Fill in gaps; discuss answers in pairs; listen and underline words etc. (Even if the book you are analysing does not state this clearly, you must state how you would use this activity in class)
4. Learning aim	-	what exactly are pupils supposed to learn by doing this exercise?- e.g. test their knowledge, understand how to use, practise using etc.
5. Cognitive learning stage(s)	-	Conceptualisation, Proceduralisation etc. (see 4.5)
6. Pedagogical Principles	-	why is this activity effective or not effective? (see 5.2) - choose those which are particularly relevant to your analysis
7. Communicative Criteria	-	clear context etc. (see 5.3) - choose those which are particularly relevant to your analysis
8. Coherence (with other activities in the unit or book which have the same grammatical objective)	-	how does this particular activity relate to other grammar activities in a textbook unit or in a whole textbook? Are all learning stages covered?

Whenever you analyse an exercise, you must **ALWAYS** identify

- a) the **grammatical objective** a
- b) the **learning aim** of the exercise.

If you do not do this, you as the teacher will not know why you have given pupils a particular exercise.

Written grammar exercises – checklist of item types

The following list will help you to identify the activity type (see 2 above).

1) ORDERING

- a) write sentence from jumbled words in sentences
- b) write sentences using words in different boxes

2) MULTIPLE CHOICE

- a) choose correct answer from distractors

3) INTERPRETATION

- a) explain meaning of similar sentences which have different interpretations

4) COMPLETION (GAP FILLING)

- a) fill in gaps in sentences
- b) fill in gaps in dialogues
- c) as a) and b) + cue word in brackets
- d) as a) and b) + bank of words above exercise

5) MATCHING

- a) match two halves of sentences
- b) write sentences based on substitution tables

6) TRANSFORMATION

- a) change one sentence into another (e.g. direct → indirect speech)

7) REFORMULATION

- a) paraphrase a sentence using a different construction

8) EXPANSION

- a) expand cue words into sentences
- b) expand cue words into dialogues

9) COMPOSITION (Open-ended, imagination required)

- a) complete partial sentences
- b) answer questions using a sentence containing a particular grammatical item
- c) add second line to dialogue using a particular grammatical item
- d) interpret or explain information in a chart or picture

First impressions: grid for analysing grammar activities demonstrated in class

Name of activity	Grammar objective	Procedure	Principles	++	--

7: Grammar activities

THE PASSIVE – A C+C approach teaching practice Conceptualisation

1. Grammatical objective(s)	-	Process – using the passive; form – passive construction
2. Activity type	-	Group, problem-solving activity
3. Learning aim	-	to understand how a passive is formed (explicit) and how it is used (implicit)
4. Cognitive learning stage(s)	-	Awareness → Conceptualisation
5. Pedagogical Principles	-	
6. Communicative Criteria	-	
7. Coherence	-	

Text of cards for passive bricks

TOPIC	PROCESS	ADDITIONAL INFO.
Most cameras	are made	in Japan.
Zebras	are eaten	by lions.
Kilts	are worn	in Scotland.
English	is spoken	in Australia.
Llamas	are ridden	in South America.
Cricket	is played	in summer.
Stamps	are sold	in post offices.
E-mails	are sent	through the Internet.
Paper	is made	from trees.
Comics	are read	by most children.

Materials: Each group is given three sets of cards – topic, process and additional information, which have been copied onto different coloured paper. The cards are shuffled and then arranged in three columns with the text facing upwards.

Task 1 – Engagement phase: Matching exercise – students have to form ten meaningful sentences by rearranging cards. Each sentence must contain three bricks, one from each category.

Task 2 – Focusing phase: Students look at the sentences they have formed and identify any grammar which is new to them.

Task 3 – Reflection phase: The teacher asks if the students know or can guess what the sentences mean and if there is any similar structure or function in their own language.

Task 4 – Consciousness phase: Students are asked to write down in groups the rules for forming the passive.

Traditional and C+C approach to the passive – a comparison

Traditional grammar - change the active into the passive

PRESENTATION → PRACTICE ← TESTING

Principles

- based on transformation
- teacher-centred
- rules: deductive
- declarative knowledge

Disadvantages

- pedagogically - complex
- devoid of meaning
- 'cul-de-sac' methodology - no link to performance
- leads to 'alienation'

Advantages

- easy method for teacher to teach and test
- structured for weak and lazy students
- appealing for students who prefer maths to FL

Cognitive/Communicative – awareness-raising approach

INPUT → AWARENESS → CONCEPTUALISATION

- Principle replicates language processes
- activates cognitive processes
- dual aims of input: comprehension + processing
- awareness-raising, discovery
- learning by doing
- world knowledge incorporated
- L¹ knowledge incorporated
- student-centred
- student is mentally active
- social learning
- rules: inductive + use-based
- declarative & procedural knowledge

Advantages

- pedagogically simple
- link to use/performance

Disadvantages

- open-ended, unpredictable
- more commitment required by learner and teacher

Reported speech discovery activity

This activity is done orally by students working in pairs. The texts and activities required are on the two cards below, A1) and A2). Each pair requires one set of cards. The cards should be copied or glued back to back so that the students cannot see both texts at the same time.

A1)	REPORTING WHAT SOMEONE SAID
<p>a) What do they do in the dialogues? Maria has just met an English tourist. Write the numbers in the boxes next to the dialogue.</p> <p>① Asking for information ② Giving information ③ Making a suggestion</p> <p><input type="radio"/> Tourist: Can you go skiing near here? <input type="radio"/> Maria: Yes, sure you can. <input type="radio"/> Can you ski well or are you a beginner? <input type="radio"/> Tourist: Oh, I'm quite good. I go every weekend. <input type="radio"/> Maria: Well, in that case you can go to the Dachstein. <input type="radio"/> Tourist: I don't know where it is. <input type="radio"/> Maria: Well, I'll take you there.</p> <p style="text-align: center;">✂ ✂ ✂ ✂ ✂ ✂ ✂</p>	
A2)	<p>b) Fill in the gaps to complete the report. This morning I met an English tourist who me if he <u>could</u> go skiing near here. I him if he <u>could</u> ski well or if he <u>was</u> a beginner. He me that he <u>was</u> quite good because he <u>went</u> skiing every weekend..... I that he <u>could</u> go to the Dachstein. He he <u>didn't</u> know where it <u>was</u> so I <u>took</u> him there.</p> <p>c) Discover the rule The underlined verbs are in the past tense. Can you guess why? Would the same tense be used in your own language?</p> <p>d) Report writing Imagine that you had a similar conversation with an English-speaking tourist. Write a short report about what happened and what was said.</p>

Procedure:

- Students work in pairs and first identify the functions of the utterances in the dialogue. Feedback may be given by the teacher at this stage. Students then fill in the gaps in the report.
- Students work in pairs and carry out the discovery task. The teacher may need to ask additional prompting questions.
- students work on their own and write an imaginary report about a similar incident. This will be a 'learning by using' activity and moves in the direction of the following learning stages (Proceduralisation, performance).

This activity is based on exercise from *Your Ticket to English* (see below)

STEP 3

Reporting what someone said • *Berichten, was jemand gesagt hat*

• • **3.1 What do they do in these dialogues?**


Write the numbers in the boxes. Then complete the report.

<p>1 Asking for information : asked</p> <p>2 Giving information : said, told</p> <p>3 Making a suggestion : suggested</p>	
---	--

Dialogue	Report
<p><input type="checkbox"/> Tourist: Can you go skiing near here?</p>	<p>This morning I <u>met</u> an English tourist who ...</p>
<p><input type="checkbox"/> Mary: Yes, certainly. Can you ski well or are you a beginner?</p>	<p>me if he <u>could</u> go skiing near here. I ... him if he <u>could</u> ski well or if he <u>was</u> a beginner.</p>
<p><input type="checkbox"/> Tourist: Oh, I'm quite good. I go every weekend.</p>	<p>He ... me that he <u>was</u> quite good because he <u>went</u> skiing every <u>weekend</u>. I ... that he <u>could</u> go to the Dachstein. He ... he <u>didn't</u></p>
<p><input type="checkbox"/> Mary: Well, in that case you can go to the Dachstein.</p>	<p>know it. So I <u>took</u> him there.</p>
<p><input type="checkbox"/> Tourist: I don't know it.</p>	
<p><input type="checkbox"/> Mary: Well I'll take you there.</p>	

• • • **3.2 Discover the rule.**

The underlined verbs are in the past tense. Can you guess why?



WUFF'S GRAMMAR SPOT

Über ein Gespräch berichten

<p>I asked him if he</p>	<p><u>could</u> ski well.</p> <p><u>was</u> a beginner.</p>	<p><i>Fragen</i></p>
<p>said</p> <p>He told me</p>	<p><u>was</u> a good skier</p> <p>(that) he <u>went</u> skiing every weekend.</p> <p><u>didn't</u> know it.</p>	<p><i>Antworten</i></p>

54

42

REPORTING WORDS AND IDEAS: PROCESS APPROACH

1. WHAT IS REPORTING?

- a) reporting takes place in the reporter's context - here and now. This provides the speaker's orientation
- b) we report the meanings of impressions that we remember, not the actual words
- c) we think back to the time of the meeting/conversation/thought
- d) whether anything was said does not actually influence the choice of tenses (see examples)
- e) the difference between 'now and then', 'here and there' leads to our choices of tense, time/place adverbs, pronouns etc.

2. EXAMPLES:

- a) *I didn't buy the toy car. It was broken.*
- b) *I didn't buy the toy car. The salesman told me it was broken.*

- a) *When I saw John, he was going to church.*
- b) *When I saw John, he said he was going to church.*

- a) *I could see you were ill and it was obvious that you wouldn't go to school yesterday.*
- b) *I thought you were ill and assumed you wouldn't go to school yesterday.*
- c) *Your mum said you were ill and that you wouldn't go to school yesterday.*

3. LEARNING OBJECTIVES:

- a) tense forms - not new for the learners
- b) use of tenses - not new for the learners
- c) mental processes when reporting - new for the learners

4. DOES 'BACKSHIFTING' ALWAYS TAKE PLACE.

- a) **Reporting**: the speaker does not identify with or doubts the information.
He said he was ill. He claimed he had never been to England!
- b) **Announcing**: the speaker not only reports but announces this information; he/she identifies with it. Quite common in the future.
The doctor told my wife she is going to have a baby!
My wife said she has known for weeks.

12. REPORTING WORDS AND IDEAS

137. REPORTING FACTS/ACTIVITIES (126). Complete the dialogue about Graham the liar.

- A: Graham told me his father was an airline pilot.
 B: What? His father is a plumber!
 A: And that his mother... a clothes shop in Oxford St.
 B: She doesn't own it! She cleans it!
 A: He said his brother... the English basketball team.
 B: Well, he must use a ladder. He's only half as tall as me!
 A: He told me... an old castle.
 B: You're joking! He lives in the flat next door to me.
 A: He said that every year... the Bahamas on holiday.
 B: He's never been out of England in his life.
 A: He said... table tennis.
 B: What! I win every time!

Try to continue the dialogue. Use your imagination!

208 REPORTING FACTS (126)

Lizzie is the editor of the school magazine. Last week she interviewed the new headmaster. Use the notes to report her questions and his answers.

- married? – wife from Edinburgh, maths teacher.
- children? – no
- pets? – dog, hamster
- hobbies? – tennis, walking
- favourite colour? – green
- speaks any languages? – French
- musical instrument? – piano, not very well
- holidays? – Cornwall, every year
- like new school? – very much

DAVID NEWBY

GRAMMAR for Communicator

212 REPORTING CHANGES/RESULTS (129)

Last week my parents went away and left my sister in charge of the house. When they got back, everything was in a terrible mess. My sister blamed it on every one else but herself! Can you guess what she told my parents? Write sentences using the verbs in the box.

eat – break – drink – kill – steal – leave – invite – tear – (not) do

- There was no food left. She blamed it on her friends.
She said that her friends had eaten all the food.
- There was no milk. She blamed it on me.
- Mum's necklace was missing. She blamed it on my aunt.
- She blamed the broken vase on the dog.
- The goldfish was dead. She blamed it on the cat.
- The curtains were torn. She blamed it on our two hamsters.
- The washing up hadn't been done. She blamed it on my brothers.
- There was an old man sleeping in the sofa. She blamed it on me.

216 REPORTING: ALL TENSES (124–129, AHA p128)

Choose a suitable reporting verb from the box and add the reasons. Use your imagination!

said – told – claimed – warned – promised – thought –
 knew – could see – expected

- The headmaster didn't punish me because I promised I wouldn't do it again.
- Mum phoned the police because
- Nancy's boyfriend left her because
- I didn't buy the radio because
- Our teacher gave us all some sweets because
- Jim didn't come to school yesterday because
- The police arrested my brother because
- I felt really happy yesterday because
- We didn't go to the lake yesterday because
- Staron didn't do her homework yesterday because

Examples of written exercises

11 Language awareness

1 Read these three passages, each of which uses the present continuous.

A ...And now the Royal Coach is turning into Parliament Square. There are thousands of people waiting in the Square, and everyone is standing on tiptoe, trying to catch a glimpse of the Royal Family. The children are all waving their Union Jacks ... Now the coach is stopping and the Queen is getting out. She's wearing ...

B ... There are two continuing reasons for the danger of flooding. These are that London is slowly sinking and that the tides in general are rising. Not only is central London sinking on its bed of clay, but over the centuries Britain itself is tilting. Scotland and the north-west are rising, and south-eastern England is gradually dipping at a rate of one foot every hundred years ...


C Having a lovely time in London. We're eating in some very expensive restaurants, and meeting lots of interesting people. I'm spending most of my time walking around central London and visiting museums. The Cup Final's tomorrow, so everyone is talking about football ...

All the passages are talking about 'now'. In what ways are they different?

2 Go back through the unit and find the exercise numbers that correspond to each of these uses.

108 PRESENT PROGRESSIVE; PRESENT CHANGES (58 C)

Vote for Capone!
Luigi Capone wants to be re-elected governor of his state. He is making a speech about how life in his state is improving. Choose words from the boxes to write some sentences for him.



inflation	fall	gradually
crime rate	rise	slowly
standard of living	increase	rapidly
unemployment	improve	steadily
prices	buy	more and more
public transport	go	
public services		
people - even home people		
luxury goods		
people - holidays		

Example: Inflation is falling rapidly. More and more people are buying their own homes.

Writing Task
Imagine you are Luigi Capone's opponent. Write a speech to show that life is getting worse. (You can also practise reported speech in this exercise.)

Example: Luigi Capone claimed that inflation was falling. That is not true! In fact, it is rising very rapidly.

109 PRESENT PROGRESSIVE; ARRANGED ACTIVITIES (58 D)

Can you guess what they have arranged to do in the future?

- Wayne is packing his skating boots and stick. He's playing ice hockey this afternoon.
- Mr and Mrs Edwards are putting their passports in their pockets and some sunscreen in their suitcase.
- Jack has just bought some flowers and a 'get-well' card.
- Boxette has put on lots of perfume.
- Diana has just packed up her violin and put on a black dress.
- Tim has just opened his Italian recipe book and has put a bottle of red wine on the table.
- Karen has gone to the airport with a bunch of flowers.
- Martin is very nervous. He is making sure he knows 'To be or not to be ...'

EXERCISES

38.1 Put the verb into the correct form.

- I didn't know you were in hospital. If I'd known (I/know), I would have gone (I/go) to visit you.
- Ken got to the station in time to catch his train. If (he/misss) it, (he/be) late for his interview.
- It's good that you reminded me about Ann's birthday. (you/not/remind) me. (I/forget) if
- Unfortunately, I didn't have my address book with me when I was in New York. If (I/have) your address, (I/would) you a postcard.
- A: How was your holiday? Did you have a nice time?
B: It was OK, but (we/enjoy) it more if (the weather/be) better.
- I took a taxi to the hotel but the traffic was very bad. (I/walk).
- I'm not tired. If (I/be) tired, I'd go home now.
- I wasn't tired last night. If (I/be) tired, I would have gone home earlier.

38.2 Write a sentence with if for each situation.

- I wasn't hungry, so I didn't eat anything. If I'd been hungry, I would have eaten something.
- The accident happened because the driver in front stopped so suddenly. If the driver in front
- I didn't know that George had to get up early, so I didn't wake him up if I
- I was able to buy the car only because Jim lent me the money.
- Margaret wasn't injured in the crash because she was wearing a seat belt.
- You didn't have any breakfast - that's why you're hungry now.
- I didn't get a taxi because I didn't have any money.

142 WILL: CONDITIONS + IF (AHA p97)

Uncle Luigi's English lesson
Lizzie's Italian Uncle is on holiday in Britain. He has asked Lizzie to correct his English. Can you help him with his 'if' sentences?



- Luigi: You want to learn Italian – I teach you.
Lizzie: ...
- Luigi: Your mama wants to give you away – I take you.
Lizzie: ...
- Luigi: Your friends come to Rome – my children show them the sights.
Lizzie: ...
- Luigi: The pupils at your school look for penfriends – I ask some teachers I know.
Lizzie: ...
- Luigi: You feel sad – I sing you some Italian songs.
Lizzie: ...
- Luigi: You want an Italian meal – Aunt Gina and I cook for you.
Lizzie: ...
- Luigi: Your papa no want you any more – I take you to Italy.
Lizzie: ...

143 WILL - CONDITIONS: OFFERS AND WARNINGS (83 C, AHA p97)

- Make an offer using an 'if' sentence.
- A: I'm worried that I'll miss the last bus.
B: *If you miss it, I'll take you home by car.*
 - A: I hope it doesn't rain tomorrow. I haven't got an umbrella. B: ...
 - A: The exercise is very hard. I don't know if I can do it myself. B: ...
 - A: I hope the book doesn't cost more than £5. That's all I've got. B: ...
- Now give a warning in the same way:
- A: I think I'll wear mum's dress to school tomorrow.
B: *She'll be very angry if she finds out!*
 - A: I don't want to learn all that vocabulary for the test. B: ...
 - A: I'm not going to put my raincoat on. I like the rain! B: ...
 - A: I won't go to the airport yet. Planes always leave late. B: ...
 - A: I'd love to stroke that rattlesnake. B: ...

Use the notes below to write dialogues. Debate up the list (see dialogues yourself.)

- Example:**
1. A: (Holds number)
B: (Yes - two)
A: (where?)
B: (Get shop - garden)
The first time was in a jet shop and the second time when I found one in my garden.
2. A: (Delicouper?)
B: (no)
A: (Aeroplane?)
B: (yes)
A: (like?)
B: (supper)
A: (where?)
B: (Australia)
A: (what day?)
B: (today)
3. A: (read 'Mander on the Orient Express?')
B: (yes)
A: (like?)
B: (supper)
A: (see film?)
B: (yes)
A: (like?)
B: (outing)
4. A: (sleep in open air?)
B: (no)
A: (stay up all night?)
B: (no)
6. (find any money?)
7. (poop concert?)
8. (bitten by dog?)

176 PERMISSION AND COMPULSION (96, 97, 99, 100)

It isn't fair!
Lizzie sometimes tells her parents that she is the only person in the class who isn't allowed to do something she wants to do or that she is the only person who has to do something she doesn't want to do. Look at the words in the box and see if you can guess what she says to her parents.
(Perhaps you say these things to your parents too ...)

be home by 10 o'clock - go to discos - stay out all night - go on holiday with her parents - go to church - call her parents by their first names - work in a shop on Saturdays - do the washing up

.....your ideas?

MODAL VERBS:
I have to ... my friends don't have to ...
I'm not allowed to ... all of my friends are allowed to ...

Example:
B: It's fair. Why do I have to be home by 10 o'clock? None of my friends have to be home so early. Martina is allowed to come home when she wants ...

195 'WH' QUESTIONS (116)

- What do you think they asked? Write the questions. Use your imagination!
- A: Why are you going to bed already?
B: Because I feel tired.
 - A: ? B: A hamburger, please.
 - A: ? B: At 5 o'clock. It was two minutes late.
 - A: ? B: By plane - if I can get a ticket.
 - A: ? B: In Australia. He's been there for three years.
 - A: ? B: The postman. He brought an express letter.
 - A: ? B: Fantastic! We had seats in the front row.
 - A: ? B: Cornflakes usually - and sometimes toast.
 - A: ? B: All my life - and I never want to live anywhere else!
 - A: ? B: Let's go to France. I've never been there.


English in Use paper - standardisierte Reifeprüfung 2009

L1/ E2
— / 10 P.

Task 2

You are going to read a text about Harriet Tubman, a spy in the American Civil War. Some words are missing from the text. Choose the correct answer (A, B, C or D) for each gap (14-23) in the text. Write your answers in the boxes provided. The first one (0) has been done for you.

Harriet Tubman: Civil War Spy



Harriet Tubman is well known for risking her life as a "conductor" in the Underground Railroad, which led (0) ... slaves to freedom in the North. But did you know that the former slave also served (Q14) ... a spy for the Union during the Civil War and was the first woman in American history to lead a military expedition?

During a time when women were usually restricted to traditional roles like cooking and nursing, she did her share of those jobs. But she also worked side-by-side with men, says writer Tom Allen, who tells her (Q15) ... story in the National Geographic book, *Harriet Tubman, Secret Agent*.

Tubman decided to help the Union Army because she wanted freedom for (Q16) ... of the people who were forced into slavery, not (Q17) ... the few she could help by herself. And she convinced many other brave African Americans to join her as spies, even at the risk of (Q18) ... if they were caught.

In one of her most dramatic and dangerous roles, Tubman helped Colonel James Montgomery plan a raid to (Q19) ... slaves from plantations along the Combahee (pronounced "KUM-bee") River in South Carolina. Early on the morning of June 1, 1863, three gunboats carrying several hundred male soldiers (Q20) ... Harriet Tubman set out on their mission.

Tubman had gathered key information from her scouts about the Confederate positions. She knew where they (Q21) ... along the shore. She also found out where they had placed torpedoes, or barrels filled with gunpowder, in the water.

(Q22) ... the early morning fog lifted on some of the South's most important rice plantations, the Union expedition hit hard. The raiders set fire to buildings and destroyed bridges, so they couldn't be used by the Confederate Army. They also freed about 750 slaves—men, women, children, and babies—and did not lose one soldier in the attack.

Allen, who writes about this adventure and many others, (Q23) ... Tubman well through the months of research he did for the book. The historic details he shares bring Tubman and many other important figures of her time to life.

L1/ E2

	A	B	C	D
0	X	escaped	B	captured
Q14	A	by	B	as
Q15	A	excited	B	fictional
Q16	A	everyone	B	all
Q17	A	just	B	even
Q18	A	be hanging	B	being hanged
Q19	A	exclude	B	drive
Q20	A	between them	B	along with
Q21	A	were hiding	B	had been hidden
Q22	A	For	B	Though
Q23	A	knew	B	liked
C	like	exciting	some	always
D	for	supportive	any	especially
D	be hanged	free	next to	hid
D	As	Because of	got to know	admired

	Q14	Q15	Q16	Q17	Q18	Q19	Q20	Q21	Q22	Q23
0	X									

Oral grammar activities

WHAT'S THEIR INTENTION?³*

1. I haven't got very much money at the moment so I ...
2. I didn't get a very good mark in my last English test so I ...
3. My dad thinks he spends too much on petrol so he ...
4. Lizzie thinks her boyfriend is rather boring so she ...
5. It's mother's day tomorrow so I ...
6. Mike's best friend's in hospital so he ...
7. My dad really hates his job so he ...
8. My dad never does any housework so mum ...
9. Our dog keeps biting the postman so we ...
10. I can't read the blackboard properly so I .

GOOD FRIEND - BAD FRIEND*

1. My family and me are going camping to Scotland at Easter.
2. My dad's going to get a new car tomorrow.
3. I'm going to have tea with my English teacher on Saturday.
4. I'm going to start judo lessons next week.
5. My sister's going to work on a farm in the summer holidays.
6. I'm going to play my guitar at a pop concert next week.
7. I'm going to fly for the first time next week.
8. I'm going out with a French boy/girl on Saturday.

PREPGRID - INTERMEDIATE

London; (a/the) prison; (the) weekend; (the) station; last Monday; five minutes; Christmas; (the) radio; two days; (an) aeroplane; (the) night; tomorrow; yesterday; (a/the) church; January; (a/the) school; the next few days; Saturday evening; (a/the) post office; (the) television; (a/the) bank; (the) world; (the) bed; midnight; (a/the) bus; (the) street; (a/the) cinema; an hour; Queens Road; (the) summer; work; my birthday; (a/the) town; home; last week; 1991; winter; (a/the) house; next week; Tuesday morning; (the) weekend; (a/the) hospital; Saturday; (the) holidays; (a/the) party; (a/the) park; (a/the) night; breakfast;

CHANGE IT BACK: ACTIVE OR PASSIVE?*

Try to change the following sentences into the passive. Then read them and decide how they sound. If you think they sound better in the active form, change them back again. Write down your final choice.

1. My sister had a baby last week.
A baby was had by my sister last week. (??????) ACTIVE!!
2. The dog jumped over the fence.
3. A flash of lightning knocked him into the river.
4. My sister knocked my front teeth out with a baseball bat.
5. My mum married my dad in 1965.

³ All *exercises from Newby, D. *Grammar for Communication – Exercises and creative activities*

6. A bishop married my mum and dad.
7. They painted their house during the holidays.
8. Rembrandt painted this picture.
9. Four girls kissed me at the party.
10. She kissed her boyfriend in front of the headmaster.
11. I used mum's computer last night and broke it!
12. Pupils use computers at our school but they often break them.

RECENT ACTIVITIES – PRESENT PERFECT PROGRESSIVE

- | | |
|------------------------------|---|
| 1. Why is the grass wet? | 5. Why has Brian got red lips? |
| 2. Why do you look so happy? | 6. Why do you look so bored? |
| 3. Why are Mary's eyes red? | 7. Why have you got wet hair? |
| 4. Why is Tim so tired? | 8. Why are your hands covered with blood? |

Charlie Chaplain film - cry - cut up meat - dance all night - do grammar exercises - kiss girlfriend - rain - swim

MANNER MIMES*

My name is **Ken/Kate Price** and I *kiss passionately*.

- | | |
|--|---|
| 1. Robert/Ruth Frank ... run fast; | 9. Wayne/Wanda Harris ... work hard; |
| 2. Eric/Emma North ... eat noisily; | 10. Larry/Linda Hope ... laugh happily; |
| 3. Simon/Sandra Bell ... sing beautifully; | 11. Andrew/Anne Parks ... ask politely; |
| 4. Tom/Tina Quinn ... talk quietly; | 12. Walter/Wendy Nott ... write neatly; |
| 5. Sid/Sue Swan ... smile sweetly; | 13. Stuart/Sandy Brook ... ski badly; |
| 6. Colin/Carol Bond ... cry bitterly; | 14. David/Diana Nish ... drive nervously; |
| 7. Will/Wendy Smith ... walk slowly; | 15. Harry/Helen Hunt ... hit hard |
| 8. Sean/Sheila Asher ... shout angrily; | |

ADVERBS OF MANNER – COLLOCATION*

Which go together? Find pairs from each box and form sentences. Have a classroom competition to see which group can make the most sentences.

cut - examine - explain - hit - hold - hurt - miss - shine - speak - understand - win - work - write

badly - brightly - carefully - clearly - easily - hard - neatly - politely - properly - rudely - terribly - thoroughly - tightly

Examples: *I cut my finger very badly. Romeo misses his girlfriend terribly.*

ADVERBS OF FREQUENCY - BOX RACE*

~~Aunt Sally brings~~
I go
I will
Jim loses
Mary has been
Mum is
Tim goes
We have

a sports lesson
his temper
in a bad mood
love you
~~me a present~~
to the dentist
to bed at nine
to London

always
every six months
nearly always
never
occasionally
~~sometimes~~
twice a week
usually

NATIONAL PREJUDICES!*

Choose words from each of the three boxes and make sentences. Add your own opinion if you want.

English, Italian, German,
French, Chinese, Spanish
American, Japanese
..... (your ideas)

food, weather, wine, people,
men, cars, women, music,
language, beer, tea, humour,
..... (your ideas)

good, bad, (un)friendly,
difficult, romantic, strong,
beautiful, strange, reliable,
..... (your ideas)

Example: *English food is supposed to be very bad, but I think it's fantastic!*

I AM UNIQUE because ...	Name:
I am the only person in this room who (every day) I am the only person in this room who (every week) I am the only person in this room who (yesterday) I am the only person in this room who (in the summer holidays) I am the only person in this room who (next week) I am the only person in this room who has I am the only person in this room who has never	
INSTRUCTIONS:	
1) Each person fills in the chart. 2) Walk around the room and ask questions to find out if you really are unique: eg <i>Do you play table tennis every week? Are you going to go shopping for your grandma next week?</i> 3) Change sheets with someone else in the group and read out his/her profile. eg <i>This person goes to judo every week.</i> The others have to guess who the person is. © David Newby, 2010. May be photocopied for classroom use only.	

The Experience Game: who has had the most exciting life?

Play in groups of four. Take it in turns to ask questions and fill in the scores after each answer. When you have finished, add up the scores and find the winner.

QUESTIONS: 'Have you ever ...?'; 'How many times/often have you ...?'

SCORING: never = 0; once = 1; twice = 2; several times = 3; lots of times = 4

QUESTIONS	1. name	2. name	3. name	4. name
1. sleep in the open air (no tent!)				
2. go to a different continent				
3. stay up all night				
4. act/sing in public				
5. win a prize or competition				
6. fall in love				
7. go to a pop concert				
8. swim in a lake/ the sea at midnight				
9. be on TV/the radio				
10. work in the holidays				

BIBLIOGRAPHY - Pedagogical Grammar

Theory

- Batstone, R. (1994) *Grammar*. Oxford: Oxford University Press.
- Bygate, M. et al (eds.) (1994) *Grammar and the Language Teacher*. Hemel Hempstead: Prentice Hall
- Harmer, J. (1987) *Teaching and learning Grammar*. London: Long man.
- Newby, D. (1998) 'Theory and Practice in Communicative Grammar' in R. de Beaugrande, M. Grosman, B. Seidlhofer, (eds.) *Language Policy and Language Education in Emerging Nations, Series: Advances in Discourse Processes Vol. LXIII, pp 151-164*. Stamford, Connecticut: Ablex Publishing Corporation
- Newby, D. (2000) 'Pedagogical Grammar'. In M. Byram (ed) *Routledge Encyclopedia of Language Teaching and Learning*. London: Routledge.
- Newby, D. (2006) 'Communicative Language Teaching'. In Fenner, A.B. and Newby, D. (eds.) *Coherence of principles, cohesion of competences: Exploring theories and designing materials for teacher education*. Graz/Strasbourg: European Centre for Modern Languages/Council of Europe Press
- Newby, D. (2006) 'Grammar awareness-raising in an initial teacher education seminar.' In Fenner, A.B. and Newby, D. (eds.) *Coherence of principles, cohesion of competences: Exploring theories and designing materials for teacher education*. Graz/Strasbourg: European Centre for Modern Languages/Council of Europe Press
- Newby, D. (2008) "Pedagogical Grammar: A Cognitive+Communicative Approach". In: W. Delanoy and L. Volkmann (Eds.) *Future Perspectives for English Language Teaching*. Heidelberg: Universitätsverlag Winter, 29-44
- Newby, D. (2003) *A Cognitive-Communicative Theory of Pedagogical Grammar*. Habilitationsschrift. Karl-Franzens Universität Graz.
- Newby, D. (2012) Cognitive+Communicative Grammar in Teacher Education. In J. Huettner, B. Mehlmauer-Larcher, S. Reichl, B. Schiftnr. *Bridging the Gap: Theory and Practice in EFL Teacher Education*. Clevedon: Multilingual Matters. 101-123
- Odlin, T. (ed) (1994) *Perspectives on Pedagogical Grammar*. Cambridge: Cambridge University Press.
- Parrott, M. (2003) *Grammar for English Language Teachers*. Cambridge: Cambridge University Press.
- Sharwood Smith, M. (1988) 'Consciousness Raising and the Second Language Learner' in W.E. Rutherford and M. Sharwood Smith (eds.) *Grammar and Second Language Teaching*. Boston: Heinle & Heinle
- Thornbury, S. (2008) *How to teach grammar*. Harlow: Longman.








Reference grammars (examples)

- Biber, D., Johansson, S., Leech, G. (1999) *Longman Grammar of Spoken and Written English*. London: Longman.
- Carter, R. and McCarthy, M. (2006) *Cambridge Grammar of English*. Cambridge: Cambridge University Press.
- Chalker, S. (1984) *Current English Grammar*. London: MacMillan.
- Chalker, S. (1990) *English Grammar Word by Word*. Walton: Nelson.
- Leech, G. and Svartvik, J. (1994) *A Communicative Grammar of English*. 2nd edition London: Longman.
- Murphy, R. (1985) *English Grammar in Use*. Cambridge: Cambridge University Press
- Swan, M. & Walter, C. (1997) *How English works*. Oxford: Oxford University Press

Grammar activities

- Dean, M. (1993) *English Grammar Lessons*. Oxford: Oxford University Press .
- Hadfield, J. (1987) *Advanced communication games*. Thomas Nelson and Sons.
- Hadfield, J. (1990) *Intermediate communication games*. Thomas Nelson and Sons.
- Hall, N. and Shephard, J. (1991) *The Anti-Grammar Grammar Book*. London: Longman.
- Jones, L. (1992) *Communicative Grammar Practice*. Cambridge: Cambridge University Press.
- Obee, B. (1999) *The Grammar Activity Book*. Cambridge: Cambridge University Press
- Rinvoluceri, M. (1984) *Grammar Games*. Cambridge: Cambridge University Press.
- Ur, P. (1988) *Grammar Practice Activities*. Cambridge: Cambridge University Press
- Wacyn-Jones, P. (1995) *Grammar Games and Activities*. Harmondsworth: Penguin.

Elisabeth Pölzleitner's Grammar Quick Checker:

Quick Check Grammar Chart			
Learning Stages	Awareness raising		
	Conceptualization, hypothesis building		
	Proceduralization in scaffolded conditions		
	Performance in real-time context		
Pedagogical Principles	Depth of processing, and mental activity	-	
		✓	
		+	
	Dual processing (language / world) Authenticity of process	-	
		✓	
		+	
	Personalization	-	
		✓	
		+	
	Commitment filter	-	
		✓	
		+	
Peer/ social learning and interaction	-		
	✓		
	+		
Testing vs. teaching			
This exercise supports learning processes...		