










Assessment: Teaching Literature and Culture

Course requirements and assessment	Reading	1	2	3	4	5	6	7	8	9	10							
50p: Ongoing Work																		
<p>Presentation in class: (groups of 4-5) You have presented a YAL book in your group. Your presentation</p> <ul style="list-style-type: none"> • includes a wide variety of creative elements (visuals, acting...), • gives a clear picture of the main characters of the novel and the conflicts they have to solve, • actively involves the audience, • is clearly structured, • and motivates the audience to read the book. 																		
<p>Active participation and regular work on assignments You have participated actively in class discussions, group-work and online activities.</p>	 																	
<p>Reviews on Moodle and two more YAL books</p> <p>You have read two more YAL books . (Choose books for an age group that is different from your group project.)</p> <p>You have written short reviews for all the books on Moodle. (Find the instructions for these reviews in the database).</p> <table border="1" data-bbox="110 1161 943 1199"> <tr> <td></td> <td></td> <td></td> <td></td> <td></td> <td></td> <td></td> </tr> </table>								 										
<p>50p: Group Reading Project: (in pairs) You have designed a group reading project that includes a choice of 4 books. Your project includes the project package for the students (copiable materials) and short teacher's instructions specifying the age/level, theme/topics, materials needed and any necessary instructions or background info for the teacher .</p>	   																	
Final Grade:																		

The following criteria will be used to assess your project:

Use these criteria for your self-assessment. Evaluate your project in each category and write short reflections/ explanations for each category. You will find the document on Moodle. Open the file in your word processor to write your comments and evaluations. For the evaluation bars use: Table Tools/ Design/ Shading as shown in the example.

50 P	1	2	3	4	5	6	7	8	9	10
Source text(s) or films are suitable for the age group										
Tasks are appropriate and appealing for the age-group and would work in an average class (difficulty of tasks, set-up...).										
The tasks cover a wide range of skills and competences: reading, writing, speaking, listening, intercultural awareness, personal skills...										
The instructions are clear so the students will understand them independently and in groups. The language of your instructions is idiomatic and correct.										
Structure and completeness: The project package is complete and well-structured. It is easy to find your way through the materials. All stages of the project are covered: book-choosing, pre-reading, while-reading, post-reading, presentations										
Appealing layout of materials: The package is ready for use in class. (copiable masters e.g. picture size, cards, worksheets...)										
Total:										

10=excellent, 9=very good, 8=good, 7=average, 6=fair, 5=poor, 4-0=very poor - no evidence