

Lesson Plan

Picture book: *Jungle Grumble* (by Julia Jarman and Lynne Chapman)

Jungle Grumble



JULIA JARMAN
LYNNE CHAPMAN

Piccadilly

Lesson 1

Task	Instruction	Material
1) Song	<ul style="list-style-type: none"> • STS get up • T turns on song • STS dance • T turns off song • STS have to carry out movements, T tells them which movements: <ul style="list-style-type: none"> ○ move your head ○ move your legs ○ move your arms ○ move your butt 	Youtube Song: "I like to move it"
2) Topic	<ul style="list-style-type: none"> • T asks STS from which movie song is movie <i>Madagascar</i> → jungle animals • T asks STS which animals they know from the movie → tiger, hippo, giraffe, zebra... 	
3) Vocabulary	<ul style="list-style-type: none"> • T puts up pictures on BB • STS tell T name of animals • T writes names of animals on BB • STS copy words into vocabulary books • T explains body parts of animals and writes them on the BB: tail, fur, mane, horns, trunk, tusks, snout... • STS copy body parts into vocabulary books 	PICTURES + words BB + selotape
4) Exercises	<ul style="list-style-type: none"> • STS do exercises 1+2 • T compares exercises with them 	worksheets EXERCISES 1+ 2
5) Title	<ul style="list-style-type: none"> • T tells STS they are going to read a picture book • T writes title on BB • T explains word grumble (Gemeckere, Gemurre) 	BB
6) Reading	<ul style="list-style-type: none"> • T projects picture book so that every ST can see the pictures • T reads p. 1-8 • T asks STS to summarize what happened after every page 	<i>Jungle Grumble</i> book p. 1-8
7) Predicting & Guessing	<ul style="list-style-type: none"> • T asks STS what the animals could do to be happy again 	
8) Reading	<ul style="list-style-type: none"> • T reads p. 9-10 and explains "swap" 	<i>Jungle Grumble</i> book p. 9-10
9) Reading	<ul style="list-style-type: none"> • T reads p. 11-12 • T asks STS to go back to their tables 	<i>Jungle Grumble</i> book p. 11-12
10) Reading comprehension	<ul style="list-style-type: none"> • T hands out exercise 3 • STS number the pictures 	worksheet EXERCISE 3
11) HW 1	<ul style="list-style-type: none"> • STS draw their animal • STS write sentences to describe animal 	Worksheet MY ANIMAL IN THE SWAP SHOP

Lesson 2

Task	Instruction	Material
12) Tune-in to topic	<ul style="list-style-type: none"> T asks STS what they remember from the story 	
13) Comparison of HW	<ul style="list-style-type: none"> STS read out their sentences and show their animal 	
14) Game	<ul style="list-style-type: none"> STS form 6 groups Each group receives a stack of cards STS are asked to mix cards and to put them upside down on the table Each ST takes a card and hides it from the others Each ST describes the animal STS who guess the animal, can keep the card STS who have most cards, win 	GAME CARDS
15) Reading	<ul style="list-style-type: none"> T projects the scan of Jungle grumble on p. 13-14 and shows STS what animals have become STS describe each animal 	<i>Jungle Grumble</i> scan p. 13-14 computer + projector
16) Predicting & Guessing	<ul style="list-style-type: none"> T asks STS if they think the animals are happy now 	
17) Reading	<ul style="list-style-type: none"> T reads next page 	<i>Jungle Grumble</i> scan p. 15-16 PC + projector
18) Predicting & Guessing	<ul style="list-style-type: none"> T asks STS what the animals can do now 	
19) Reading	<ul style="list-style-type: none"> T reads the rest of the book and asks STS to summarize what they have just heard and explains difficult words 	<i>Jungle Grumble</i> scan p. 17-21 PC + projector
20) Message	<ul style="list-style-type: none"> T asks what the message of the book was? 	
21) Homework	<ul style="list-style-type: none"> STS fill out their profile 	Worksheets PROFILE

Materials


PICTURES




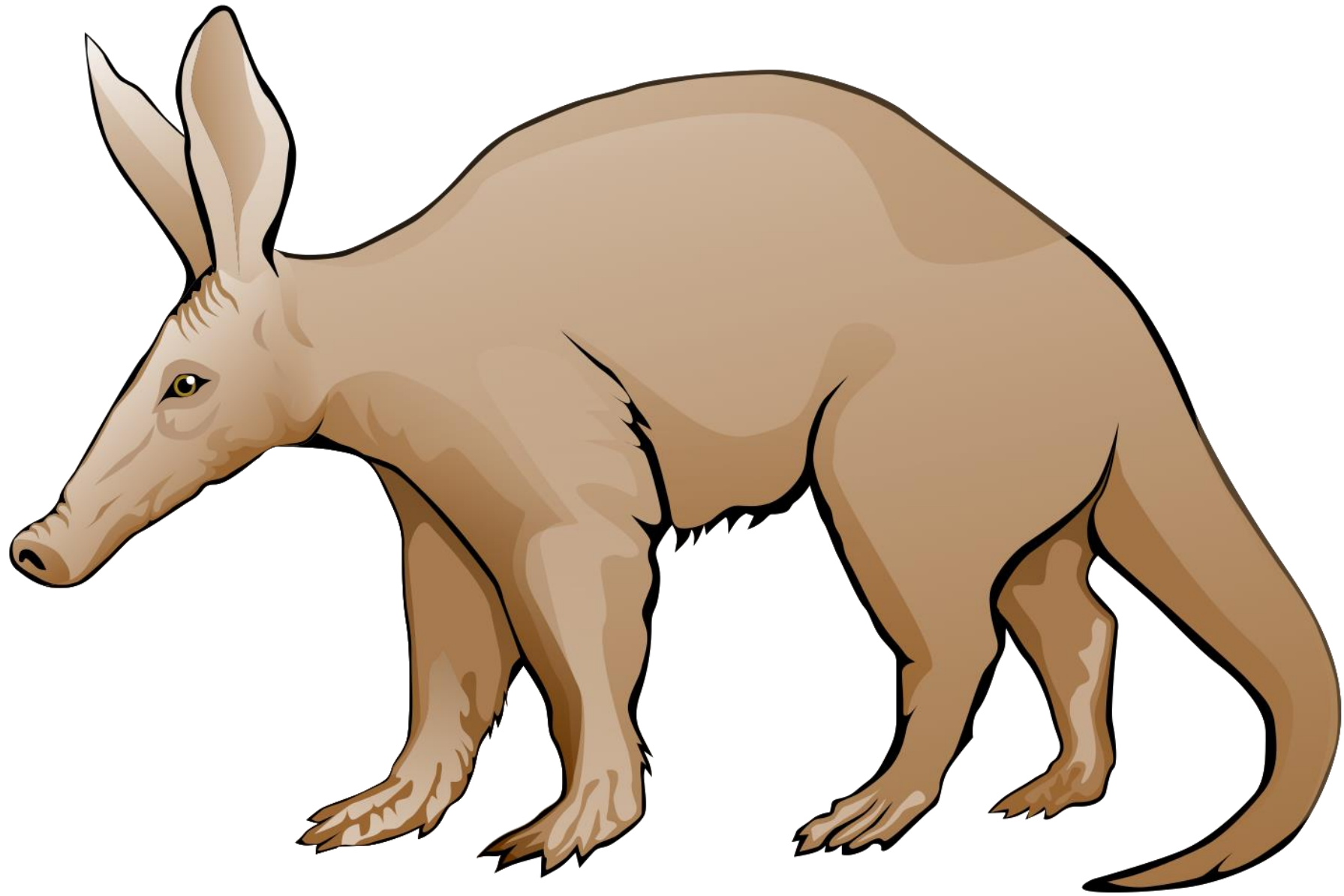


















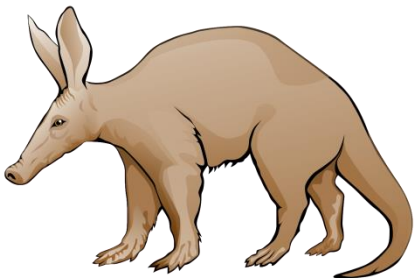






EXERCISE 1

Match the animals with the right names.

giraffe	parrot	lion	hippo	crocodile	aardvark
snake	flamingo	zebra	elephant	monkey	



EXERCISE 2

Choose the correct animal for every sentence and write it on the correct line.

1. A(n) _____ has a trunk.
a. elephant b. monkey c. snake

2. A _____ has feathers.
a. zebra b. parrot c. lion

3. A(n) _____ has a long neck.
a. elephant b. crocodile c. giraffe

4. A _____ has long legs.
a. snake b. flamingo c. hippo

5. A _____ has black-and-white stripes.
a. zebra b. monkey c. crocodile

6. A _____ has a long tail.
a. flamingo b. hippo c. lion

7. A(n) _____ lives in the water.
a. crocodile b. aardvark c. monkey







8. A(n) _____ has wings.
a. elephant b. giraffe c. parrot

9. A _____ has a big bottom.
a. hippo b. snake c. flamingo

10. A _____ has a beak.
a. lion b. monkey c. flamingo

EXERCISE 3


Put the pictures into the correct order.



MY ANIMAL IN THE SWAP-SHOP

Draw an animal that is in the swap shop: it can have body parts from different animals and different colours, for example a green elephant with a long neck and blue wings.
Give your animal a name and describe it in seven sentences.

Draw your animal here:



Write down your sentences here:

Example sentences:


My animal's name is

My animal has got....


GAME CARDS



zebra




crocodile



elephant




lion



giraffe



parrot



hippo



monkey

PROFILE


Fill out this profile and add a photo or a drawing of yourself.

Name: _____

What I like about myself: _____

What I'm good at: _____

What I like about others: _____



PROFILE


Fill out this profile and add a photo or a drawing of yourself.

Name: _____

What I like about myself: _____

What I'm good at: _____

What I like about others: _____



BIBLIOGRAPHY:

Picture Book

Jarman, Julia / Chapman, Lynne. *Jungle Grumble*. Dorking: Picadilly Press, 2014.

Pictures

Title Page: http://1.bp.blogspot.com/-N_IgAs9e7rI/UxCNFsWYbdl/AAAAAAAAAUe8/01cUfQg2GKQ/s1600/title-page.jpg

Lexical pre-teaching:

Lion:

<http://vignette2.wikia.nocookie.net/penguinsofmadagascar/images/6/6b/MadagascarAlex.jpg/revision/latest?cb=20120618235731>

Hippo: <https://www.dreamworld.com.au/-/media/parallax-slide/madagascar/character-2.png>

Giraffe: <http://2.bp.blogspot.com/>

<MIOCaGZhVPc/UDfC6vxFlEl/AAAAAAAAASU/0nyg2JEioTA/s1600/JIRAFa+copia.png>

Zebra: <http://vignette4.wikia.nocookie.net/penguinsofmadagascar/images/f/f0/Marty-madagascar-23836394-400-300.jpg/revision/latest?cb=20140409215638>

Monkeys: <http://hdwallpaperfun.com/wp-content/uploads/2014/12/Monkey-Of-Madagascar-Images-65215.jpg>

Elephant: http://1.bp.blogspot.com/-jea3iVFHvTQ/UhIXEQeldDI/AAAAAAAAAZo/-w163xOAVo/s1600/elephant_34_web.jpg

Crocodile: http://worldartsme.com/cartoon-crocodile-clipart.html#gal_post_71436_cartoon-crocodile-clipart-1.jpg

Crocodile: <http://all-free-download.com/free-vector/cute-snake-cartoon-vector.html>

Snake: <https://www.vectorstock.com/royalty-free-vector/cute-snake-cartoon-vector-986776>

Flamingo: <http://www.clipartlord.com/category/animals-clip-art/birds-clip-art/flamingo-clip-art/>

Parrot: http://pngimg.com/upload/parrot_PNG713.png

Game cards:

Zebra: <http://cdn.grid.fotosearch.com/CSP/CSP612/k6129427.jpg>

Crocodile: <http://images.clipartpanda.com/crocodile-clip-art-6c3dd042af7b44ffab6ab76fc9948d6d.jpg>

Elephant: <https://s-media-cache-ak0.pinimg.com/236x/f2/9e/51/f29e515951719732e3e64e970af4c9dc.jpg>

Giraffe: <http://www.clipartlord.com/wp-content/uploads/2014/08/giraffe14.png>

Lion: http://classroomclipart.com/images/gallery/Clipart/Animals/Lion_Clipart/TN_lion-clipart-115.jpg

Hippo: <http://worldartsme.com/images/hippo-clipart-1.jpg>

Monkey: <https://s-media-cache-ak0.pinimg.com/736x/d4/78/05/d47805a10a6f3e976e7059fe52547145.jpg>

Parrot: http://classroomclipart.com/images/gallery/Clipart/Animals/Parrot_Clipart/red-blue-yellow-macaw-parrot-clipart-127.jpg